FACT BOOK

Fiscal 2015

For the year ended March 31,2016

四国電力株式会社
SHIKOKU ELECTRIC POWER CO.,INC.

All Right Reserved © 2016 YONDEN Shikoku Electric Power Co., Inc.

目　次　Contents

０．会社概要
Corporate Profile ……1

Ⅰ．需要および供給
Electricity Demand & Supply ……2

Ⅱ．販売データ
Electricity Sales Data ……4

Ⅲ．財務データ（連結）
Financial Data（Consolidated Basis） ……6

Ⅳ．財務データ（単独）
Financial Data（Non-Consolidated Basis） ……10

Ⅴ．株式情報（連結）
Stock Information（Consolidated Basis） ……13

Ⅵ．株式情報（単独）
Stock Information（Non-Consolidated Basis） ……15

①【連結】貸借対照表
Consolidated Balance Sheets ……18

②【連結】損益計算書
Consolidated Statements of Income ……20

③【連結】キャッシュ・フロー計算書
Consolidated Statements of Cash Flows ……22

④【単独】貸借対照表
Non-Consolidated Balance Sheets ……24

⑤【単独】損益計算書
Non-Consolidated Statements of Income ……26

■ グループ企業一覧
Affiliated Companies ……28

（注1）事業年度は、4月1日から翌年の3月31日。2015年度は、2015年4月1日に始まり、2016年3月31日に終了する事業年度を意味します。
（Notes1）The Company's fiscal year begins on April 1 and ends on March 31, FY(Fiscal Year)2015 dates from April 1,2015 to March 31,2016.

（注2）旧の関係法令に準拠して作成された財務諸表は、直近の関係法令に準拠して組み替えしている。
（Notes2）Financial statements made in accordance with old applicable laws and regulations are rearranged in accordance with the latest applicable laws and regulations.

【免責事項】　Disclaimer

- 本資料のいかなる情報も、四国電力株式の購入や売却を勧誘するものではありません。

  None of the information on this book intended to solicit or induce purchase or selling of the Shikoku Electric Power securities.

- また、当社は内容に関していかなる保証をするものではありません。

  Shikoku Electric Power does not make any guarantees whatever regarding the contents of this book.

- 投資を行う際には、当社が発行する他の財務資料をご参照いただき、投資家ご自身の判断でなされるようお願いいたします。

  Those wishing to invest in Shikoku Electric Power should do so on their own judgment and be sure to read other financial literature issued by the Company beforehand.

All Right Reserved © 2016 YONDEN Shikoku Electric Power Co., Inc.

商号 Name	四国電力株式会社 Shikoku Electric Power Company, Incorporated
設立年月日 Date of Establishment	1951年（昭和26年）5月1日 May 1, 1951
資本金 Paid in Capital	145,551 百万円 145,551 Million Yen
発行済株式総数 Number of Shares Issued	223 百万株 223 Million
株主数 Number of Stockholders	85,406 名 85,406 Stockholders
お客さま数 Number of Customers	
電灯 Residential	2,536 千口 2,536 thousand
電力 Industrial & commercial	356 千口 356 thousand
合計 Total	2,892 千口 2,892 thousand
総販売電力量 Volume of Electricity Sold	27,524 百万kWh 27,524 million kWh
発電設備 Electric Power Generating Facilities	
水力 Hydro	1,146 千kW 1,146 MW
火力 Thermal	3,447 千kW 3,447 MW
原子力 Nuclear	2,022 千kW 2,022 MW
新エネ Solar／Wind	2 千kW 2 MW
合計 Total	6,617 千kW 6,617 MW
送変電設備 Transmission and Substation Facilities	
送電線 Transmission Lines	3,407 km (こう長) 3,407 km (Route Length)
変電所 Substation	21,063 千kVA 21,063 thousand kVA
問い合わせ先 Contact us	E-mail : ir@yonden.co.jp

2016年3月末現在 As of March 31,2016

All Right Reserved © 2016 YONDEN Shikoku Electric Power Co., Inc.

販売電力量と最大電力　Electricity Sales & Peak Load

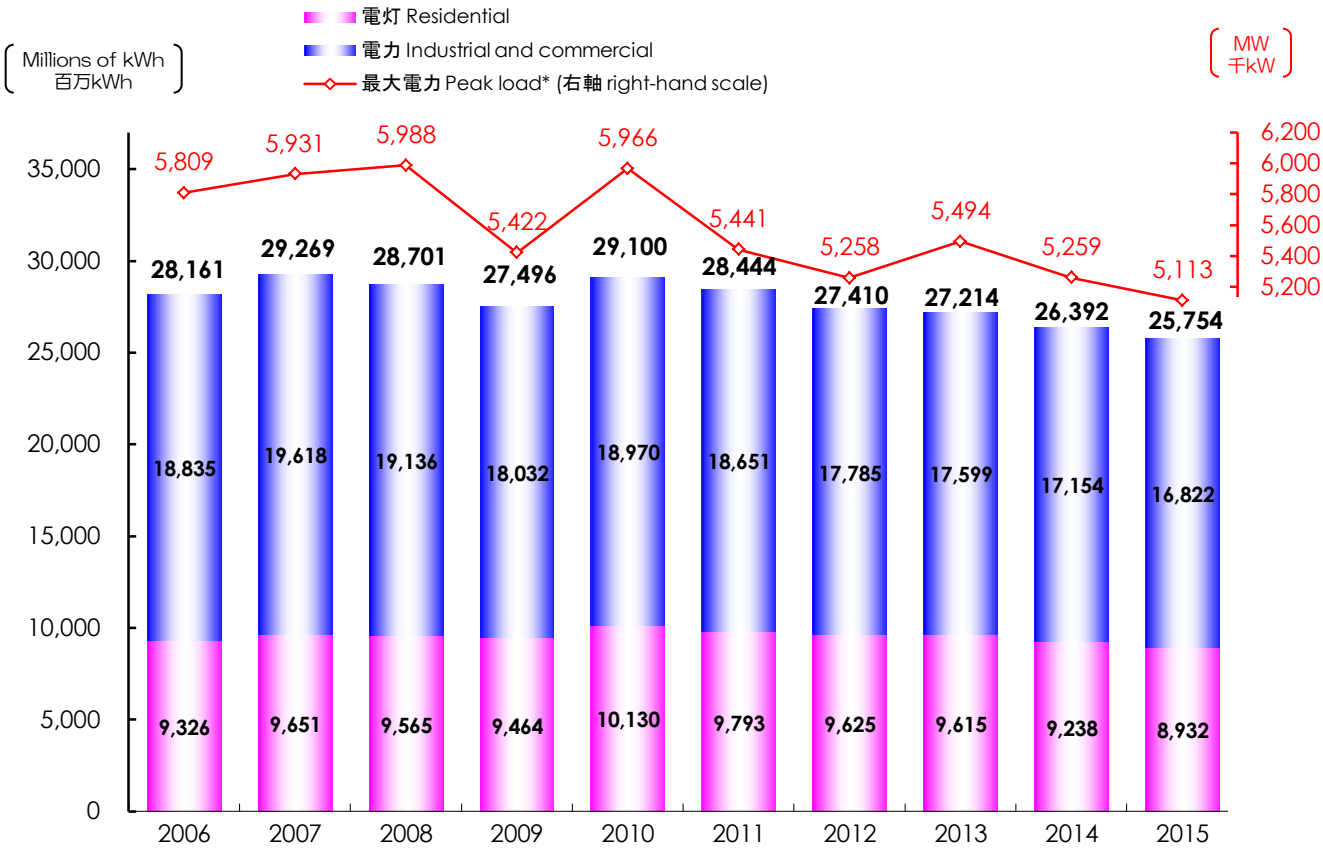

＊ 最大電力は、発電端1日最大　＊ Peak load:Dairy peak load at generation end

大口電力産業別販売電力量　Electricity Sales to Large-scale Industrial Customers by Segment

（Millions of kWh 百万kWh）

年　度　ＦＹ		2006	2007	2008	2009	2010	2011	2012	2013	2014	2015
鉱 業 Mining		49	55	51	46	50	49	53	54	55	51
製 造 業 Manufacturing industry											
食 料 品	Food	463	486	495	476	489	493	485	496	492	485
繊　維	Textiles	160	152	127	315	373	358	346	334	333	390
紙・パルプ	Paper/Pulp	1,480	1,859	1,796	1,480	1,534	1,572	1,334	1,230	1,195	1,154
化 学 工 業	Chemicals	1,723	1,726	1,602	1,150	1,213	1,163	1,143	1,140	1,076	1,067
石油・石炭	Oil/Coal	362	411	433	383	411	424	409	343	319	317
ゴ　ム	Rubber	51	60	58	55	59	57	55	56	55	54
窯業・土石	Glass/Cement	21	19	19	17	18	18	20	16	17	16
鉄　鋼	Steel	908	927	936	814	924	925	806	825	877	816
機　械	Machinery	1,684	1,771	1,720	1,653	1,865	1,883	1,792	1,787	1,835	1,841
そ の 他	Other	576	604	579	588	675	684	635	641	662	652
小　計	Sub total	7,428	8,015	7,765	6,931	7,561	7,577	7,025	6,868	6,861	6,792
鉱 工 業 計	Total	7,477	8,070	7,816	6,977	7,611	7,626	7,078	6,922	6,916	6,843
そ の 他	Others	661	626	618	605	609	611	603	589	589	584
合　計	**Grand total**	**8,138**	**8,696**	**8,434**	**7,582**	**8,220**	**8,237**	**7,681**	**7,511**	**7,505**	**7,427**

＊「繊維」のうちの「化学繊維」は、2008年度までは「化学工業」に含みます。＊ Chemical fiber in Textiles is included in Chemicals until FY2008.

All Right Reserved © 2016 YONDEN Shikoku Electric Power Co., Inc.

発受電電力量・原子力設備利用率・出水率 Electricity Supplied, Nuclear Power Capacity Factor & Flow Rate

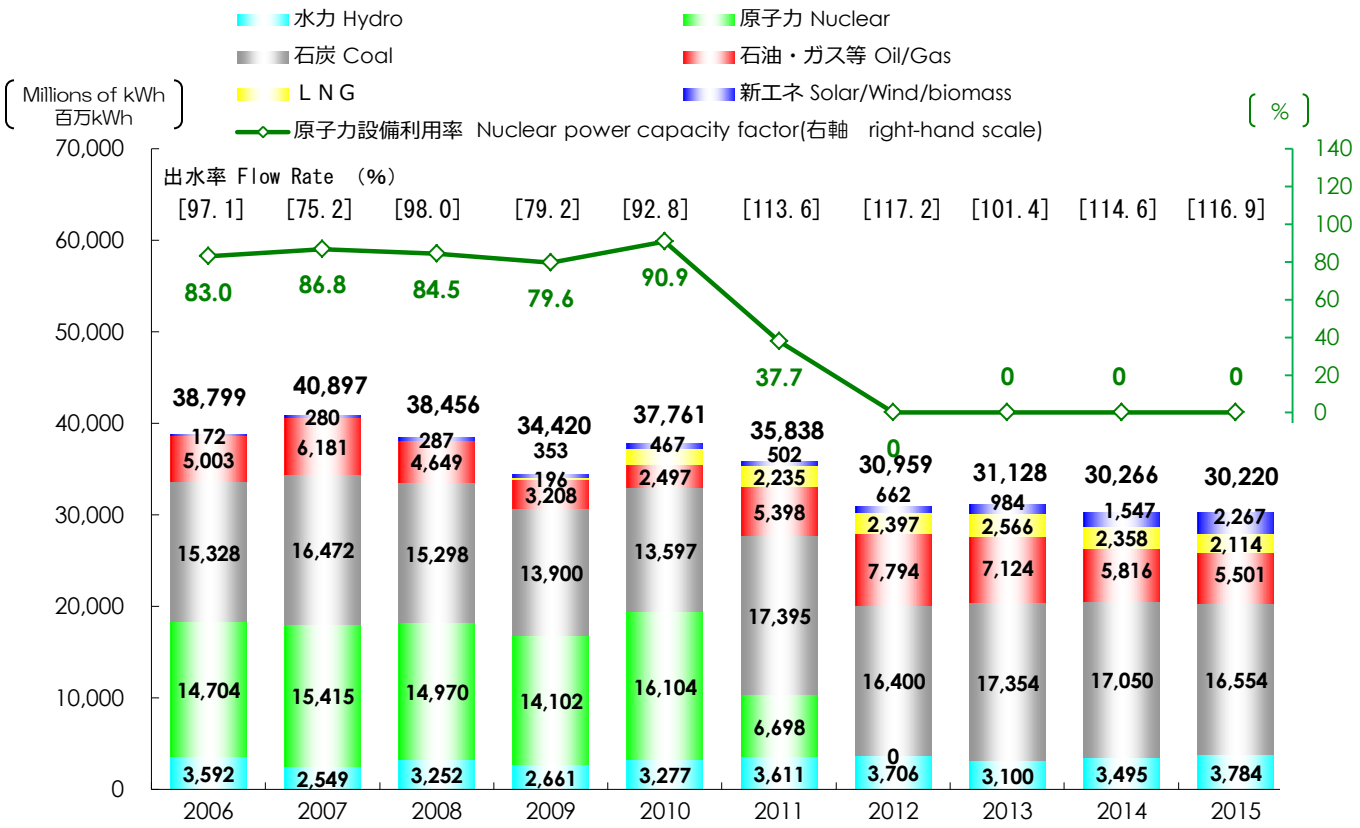

＊四捨五入の関係で合計が合わないことがあります。
Because of rounding, the total figures are not necessarily equal to totals of individual figures.

発電設備（受電含み） Generating Capacity （include output from other utilities）

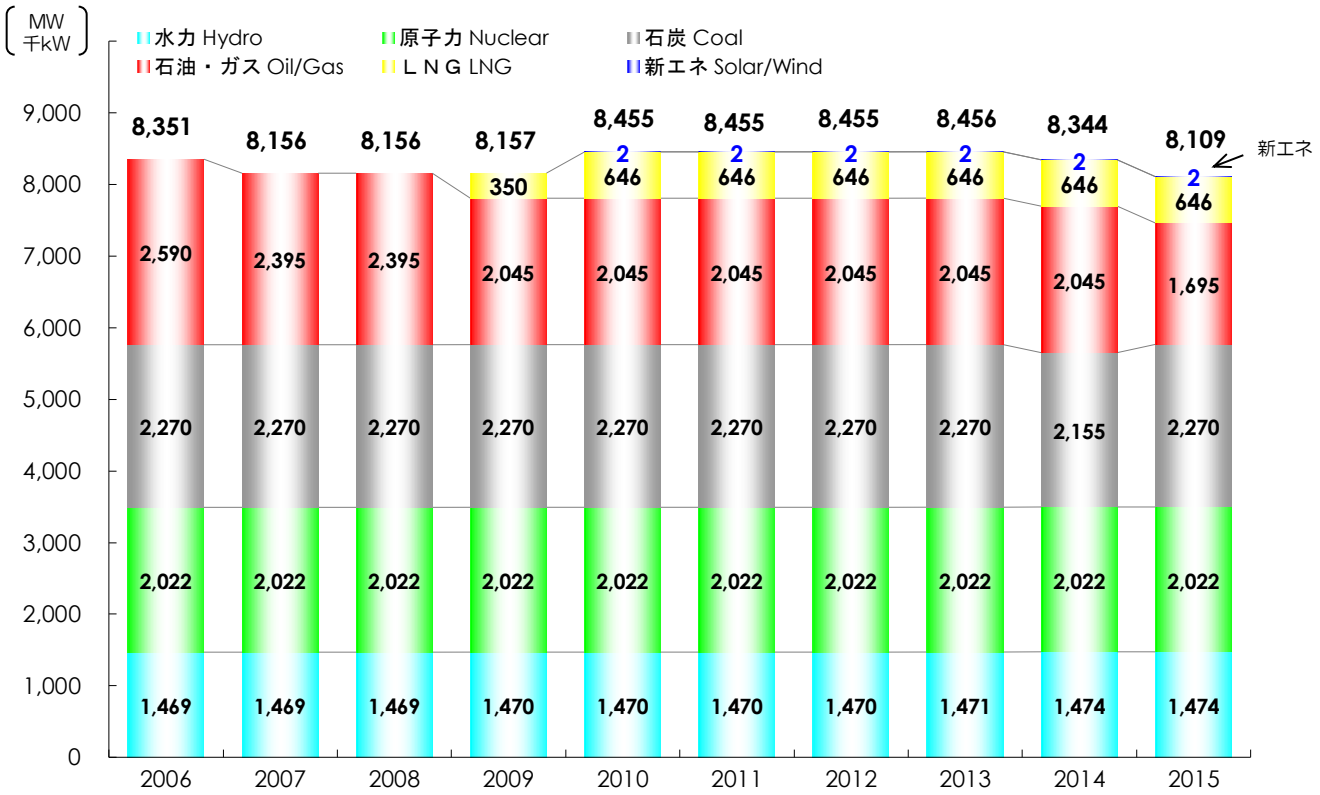

＊「新エネ」は自社分のみ。＊ Solar/Wind are our own facilities only.

All Right Reserved © 2016 YONDEN Shikoku Electric Power Co., Inc.

従業員数と一人当たり販売電力量　Number of Employees & Workforce Electricity Sales

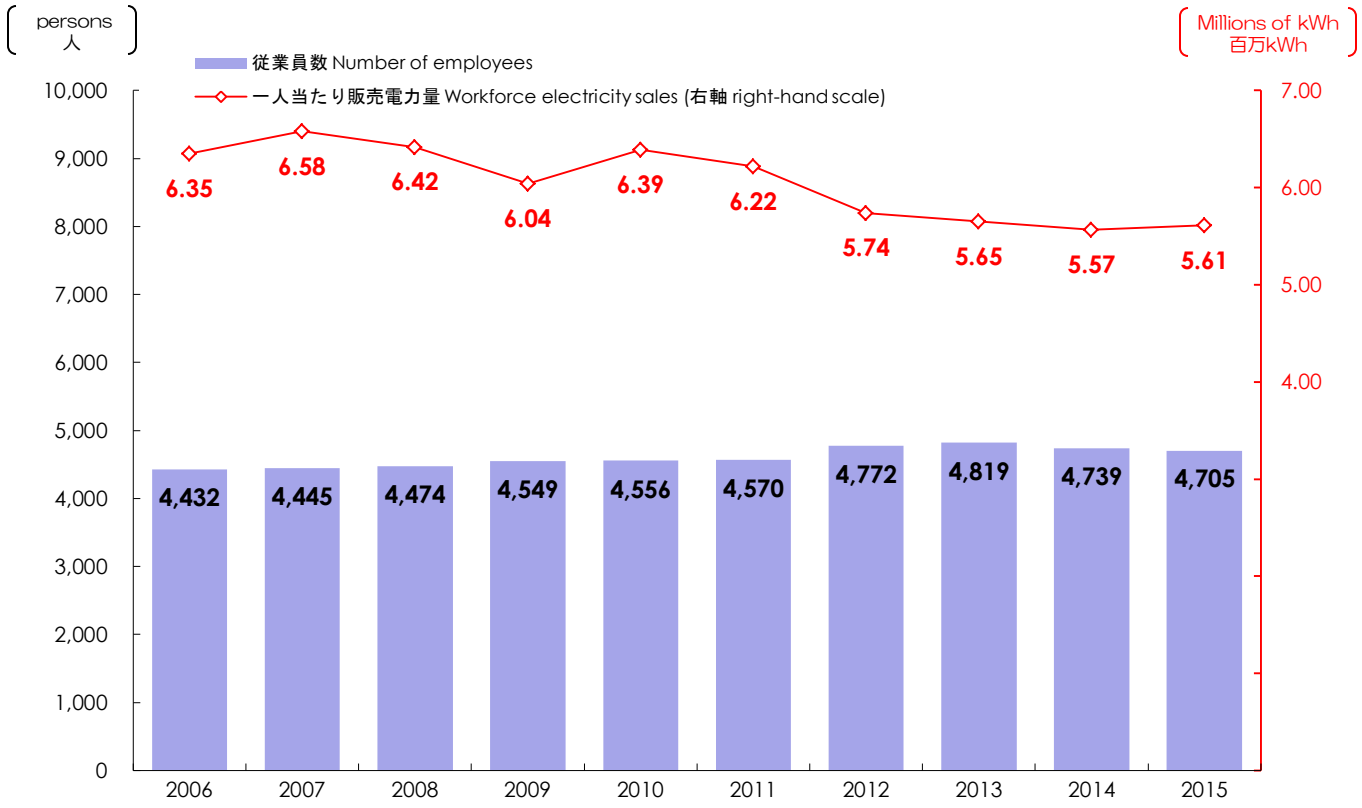

＊従業員数には、 2012年度から、「高年齢者等の雇用の安定等に関する法律」に基づく継続雇用者数を含めています。
＊The continuously employed persons based on "Low concerning Stabilization of Employment of Older Persons" are included in the number of employees from FY 2012.

電化住宅契約口数　Number of Customers（Electric Hot Water Heaters/ Discount Service Menu for All-electric Residences)

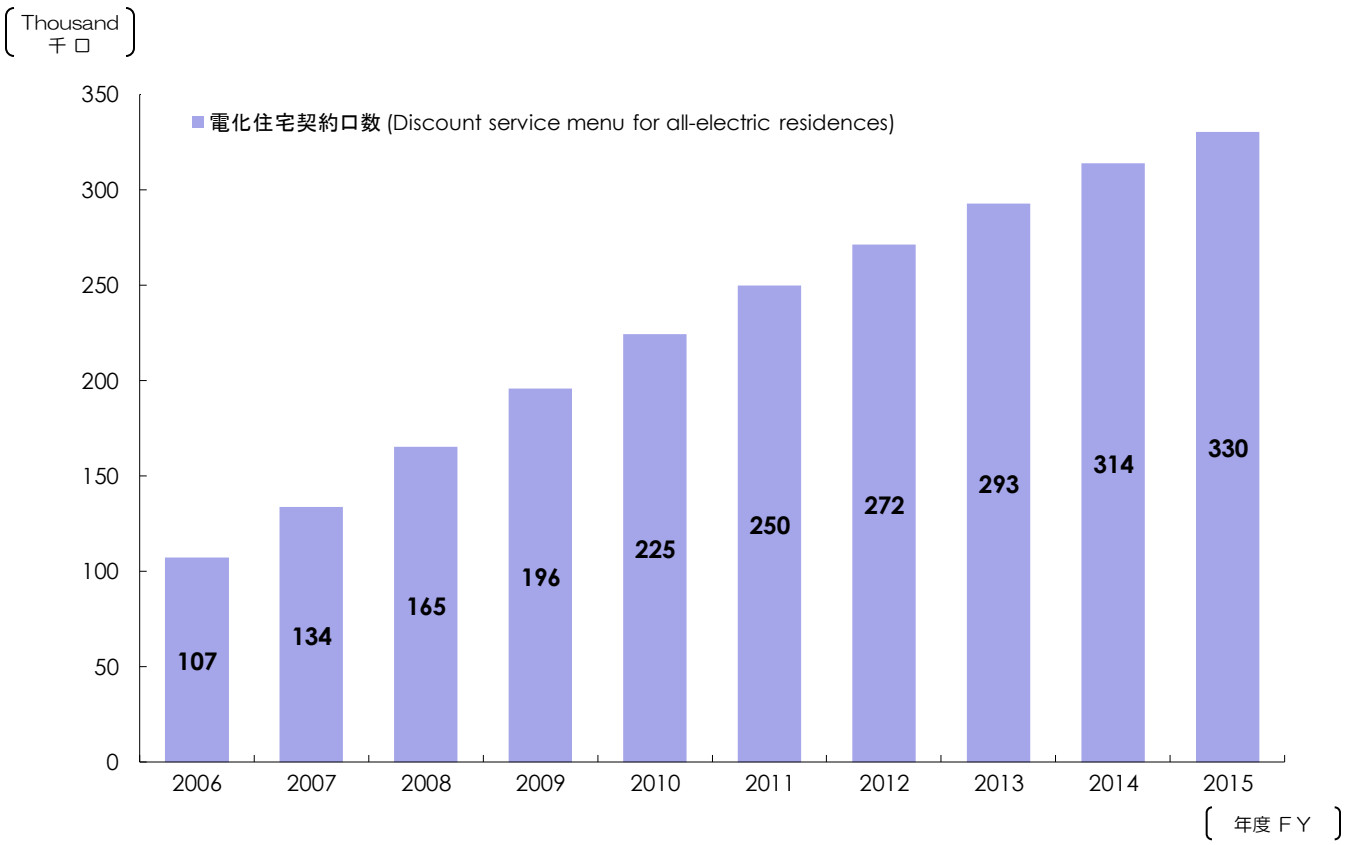

All Right Reserved © 2016 YONDEN Shikoku Electric Power Co., Inc.

新築電化住宅シェア　The Share of All-electric Housing to New Housing Construction

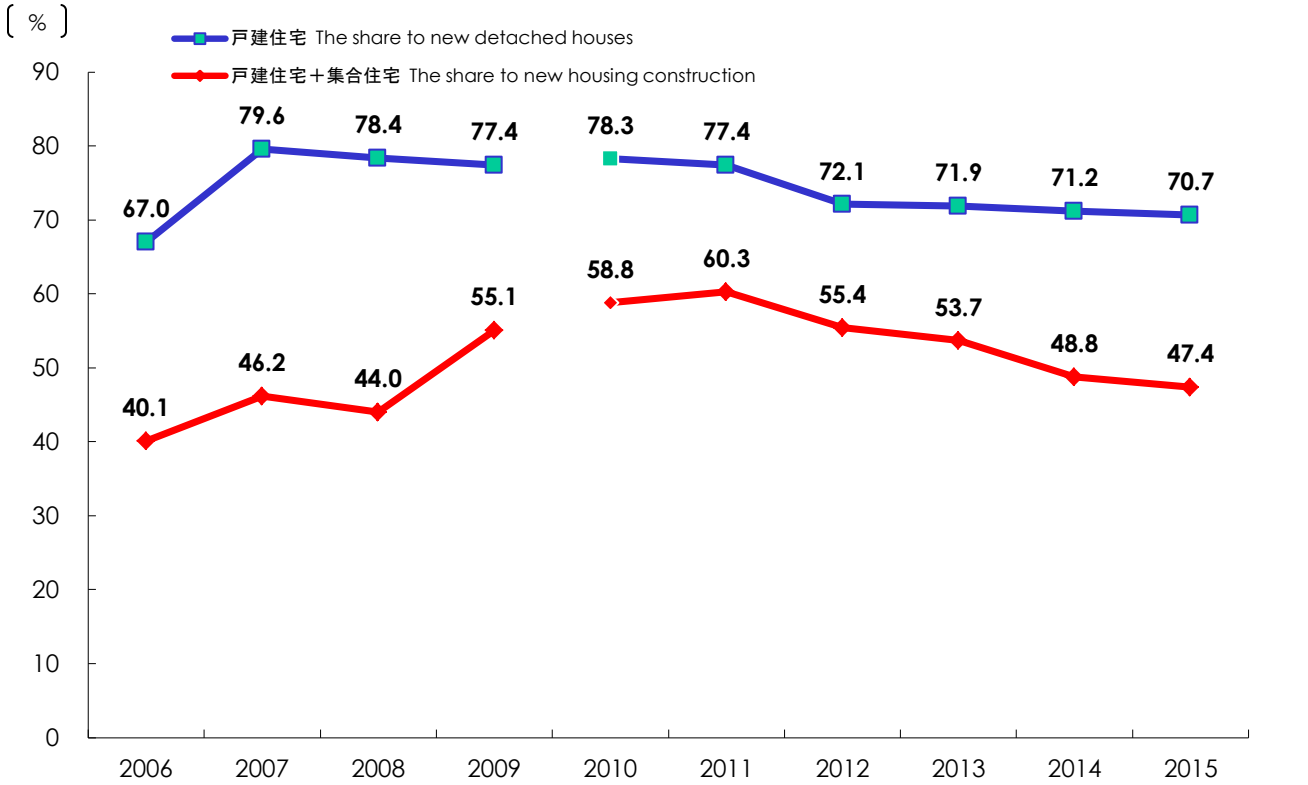

＊新築電化住宅シェア ＝電化住宅竣工戸数÷新築住宅竣工戸数
（ただし、2009年度以前の新築電化住宅シェア＝電化住宅竣工戸数÷新築住宅着工戸数）

＊The denominator of the share is changed from the number of the houses which started constructing to the number of newly completed houses from FY2010.

All Right Reserved © 2016 YONDEN Shikoku Electric Power Co., Inc.

売上高　Operating Revenues

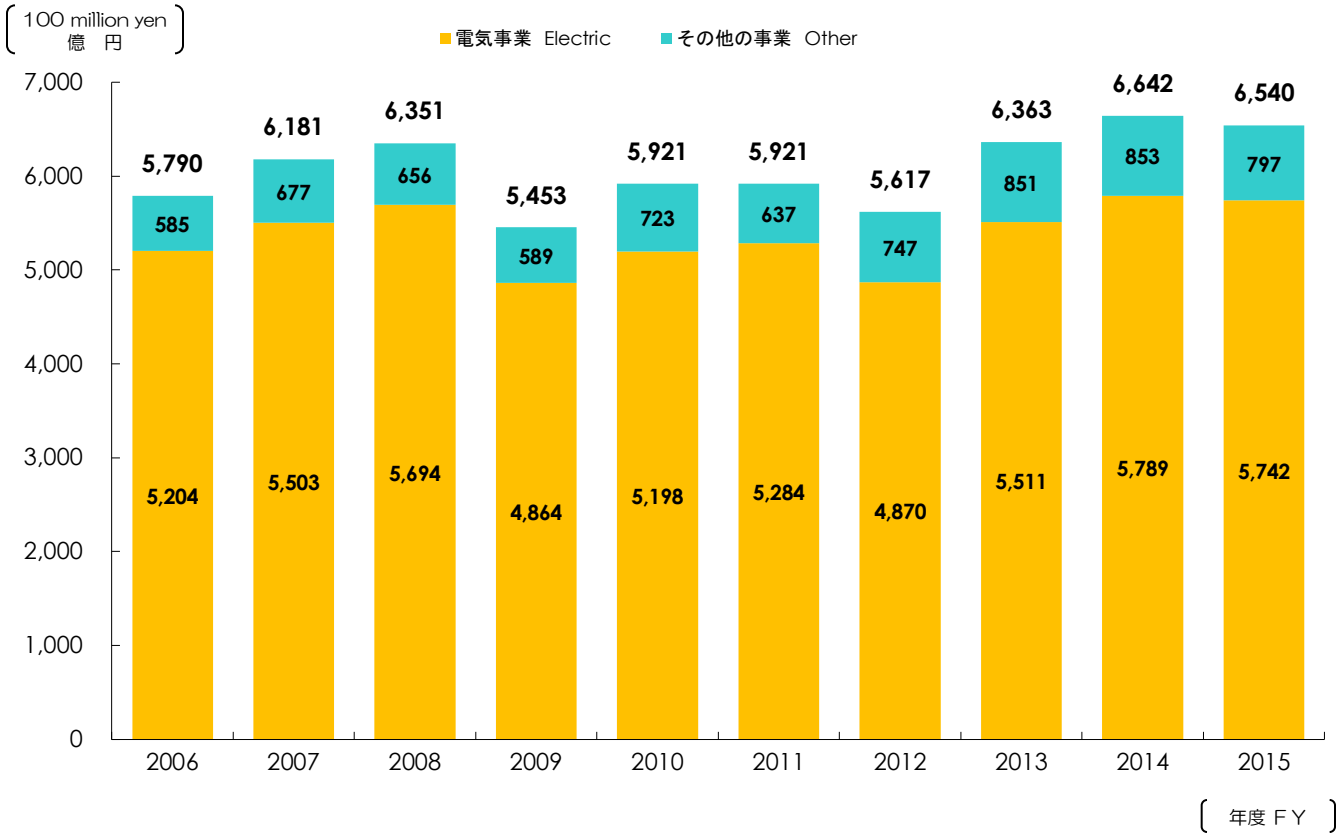

営業損益・経常損益・親会社株主に帰属する当期純損益
Operating Income (Loss), Ordinary Income(Loss) & Net Income (Loss) Attributable to Shareholders of Parent Company

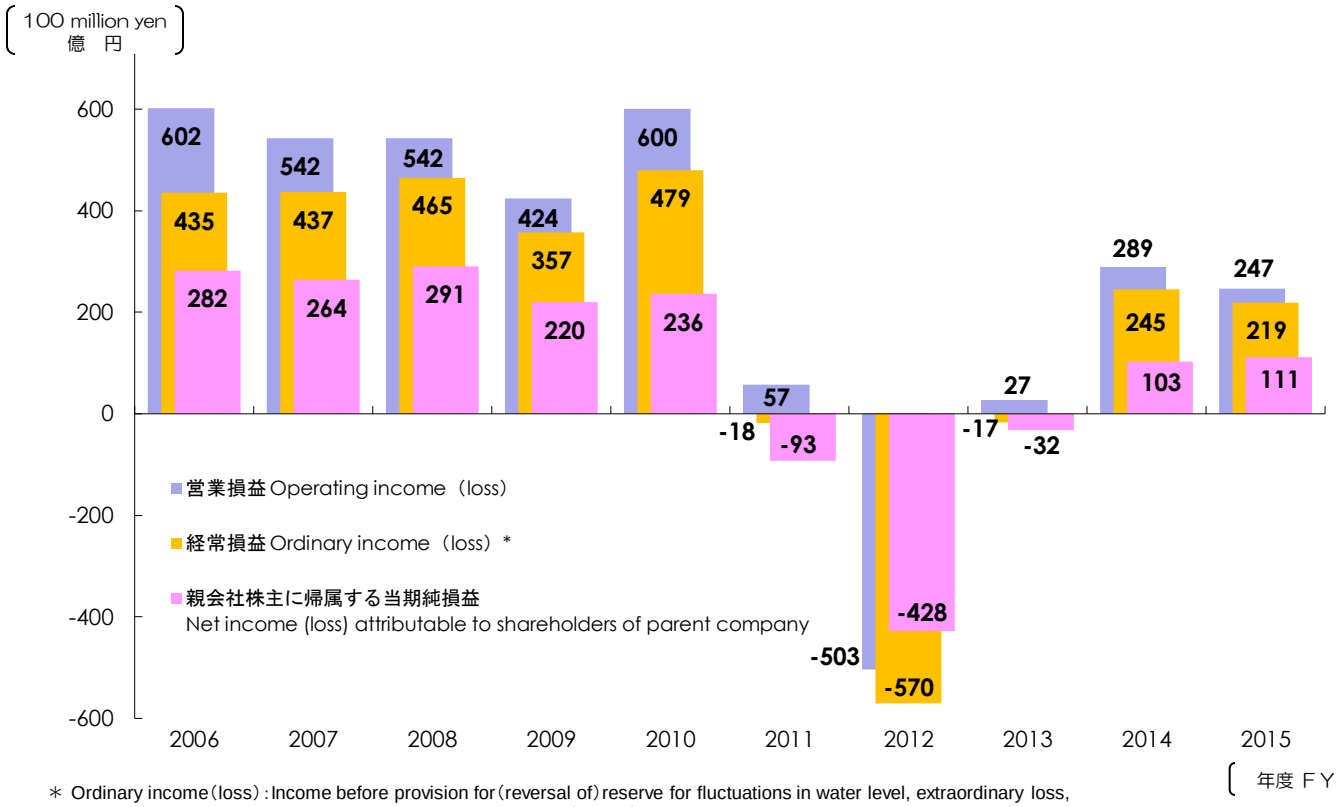

＊ Ordinary income（loss）: Income before provision for（reversal of）reserve for fluctuations in water level, extraordinary loss, income taxes ,and minority interests（losses）in net income

All Right Reserved © 2016 YONDEN Shikoku Electric Power Co., Inc.

総資産・自己資本・自己資本比率　Total Assets , Shareholders' Equity & Shareholders' Equity Ratio

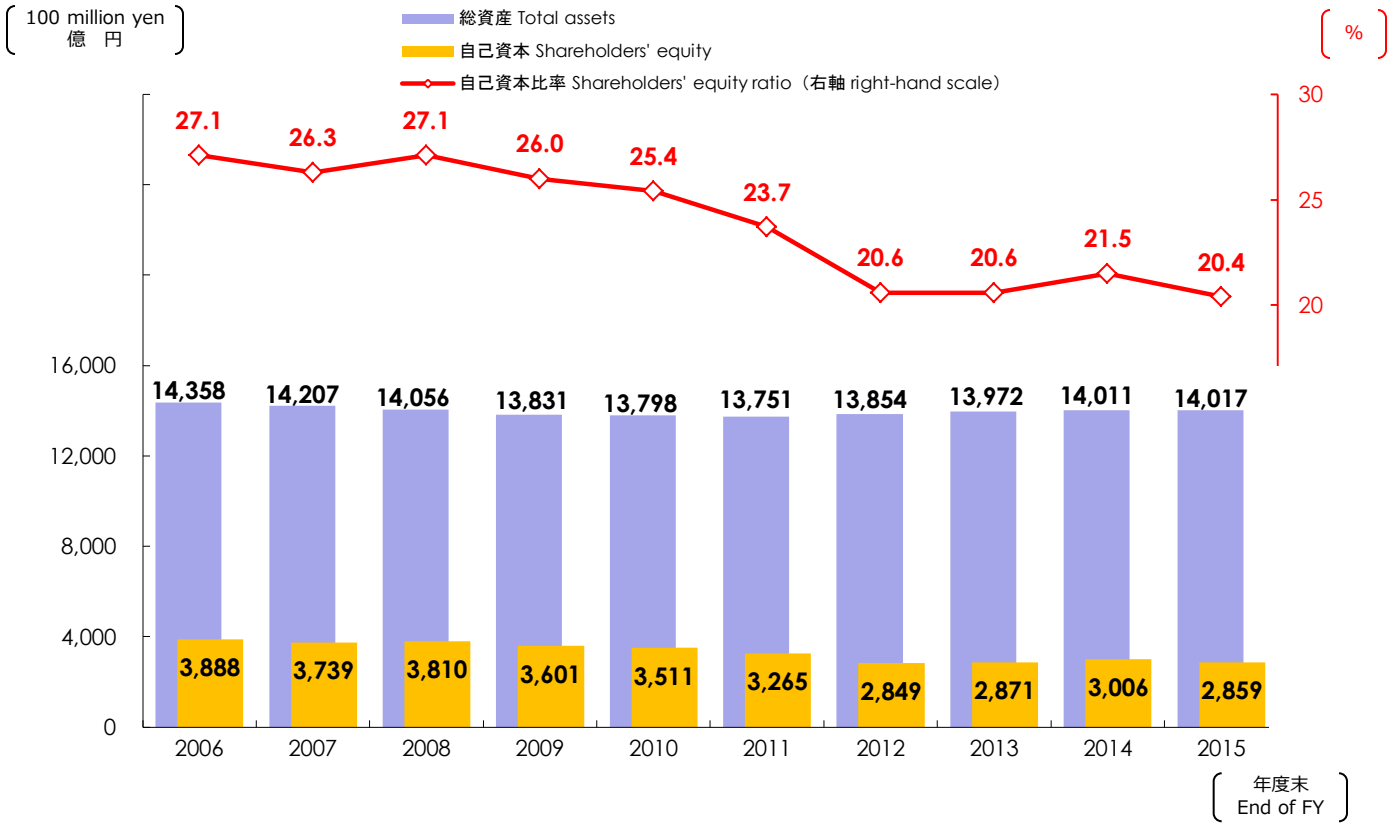

有利子負債残高と有利子負債倍率　Interest Bearing Debts & Interest Bearing Debt Ratio

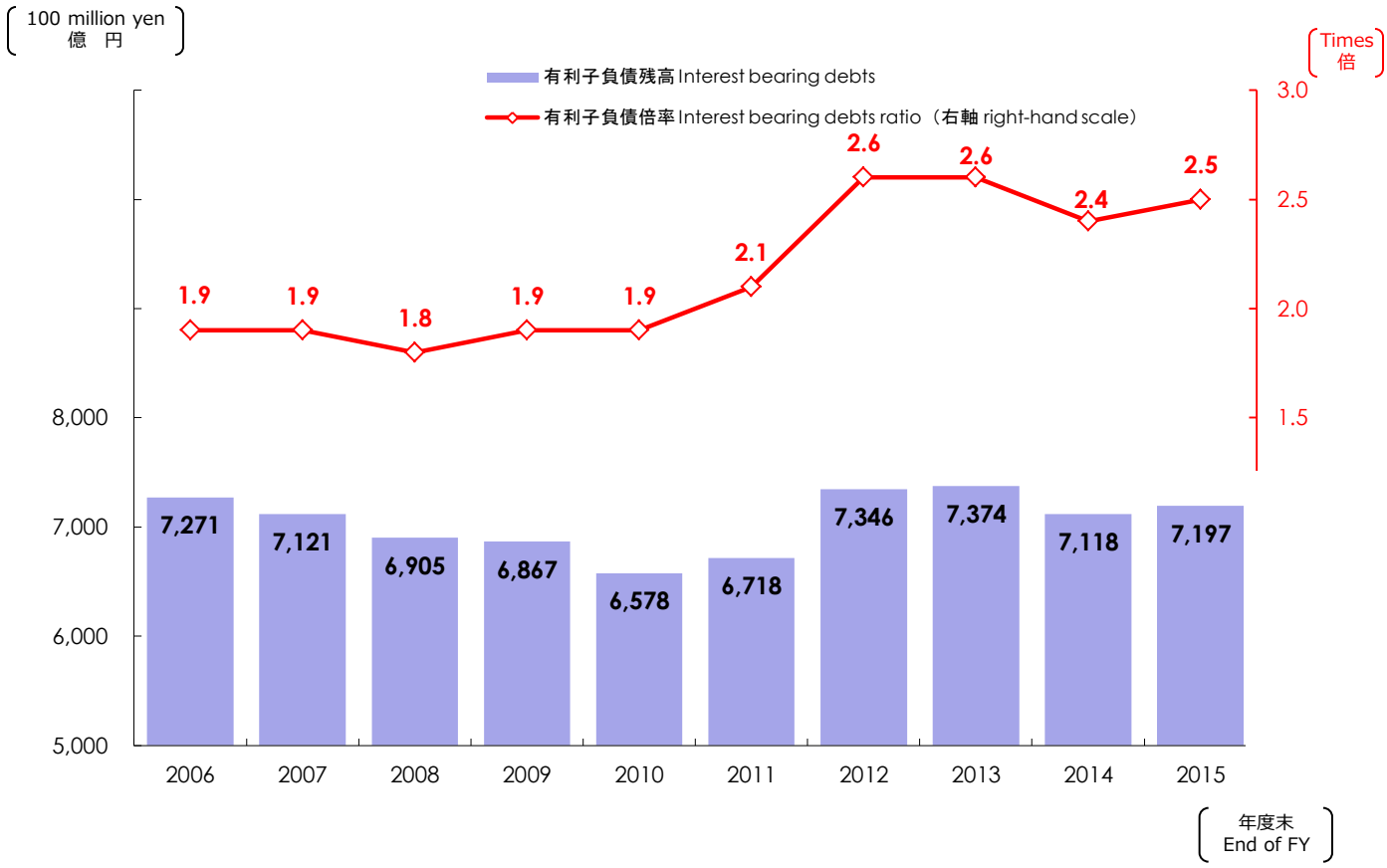

All Right Reserved © 2016 YONDEN Shikoku Electric Power Co., Inc.

総資産利益率と自己資本当期純利益率　ROA & ROE

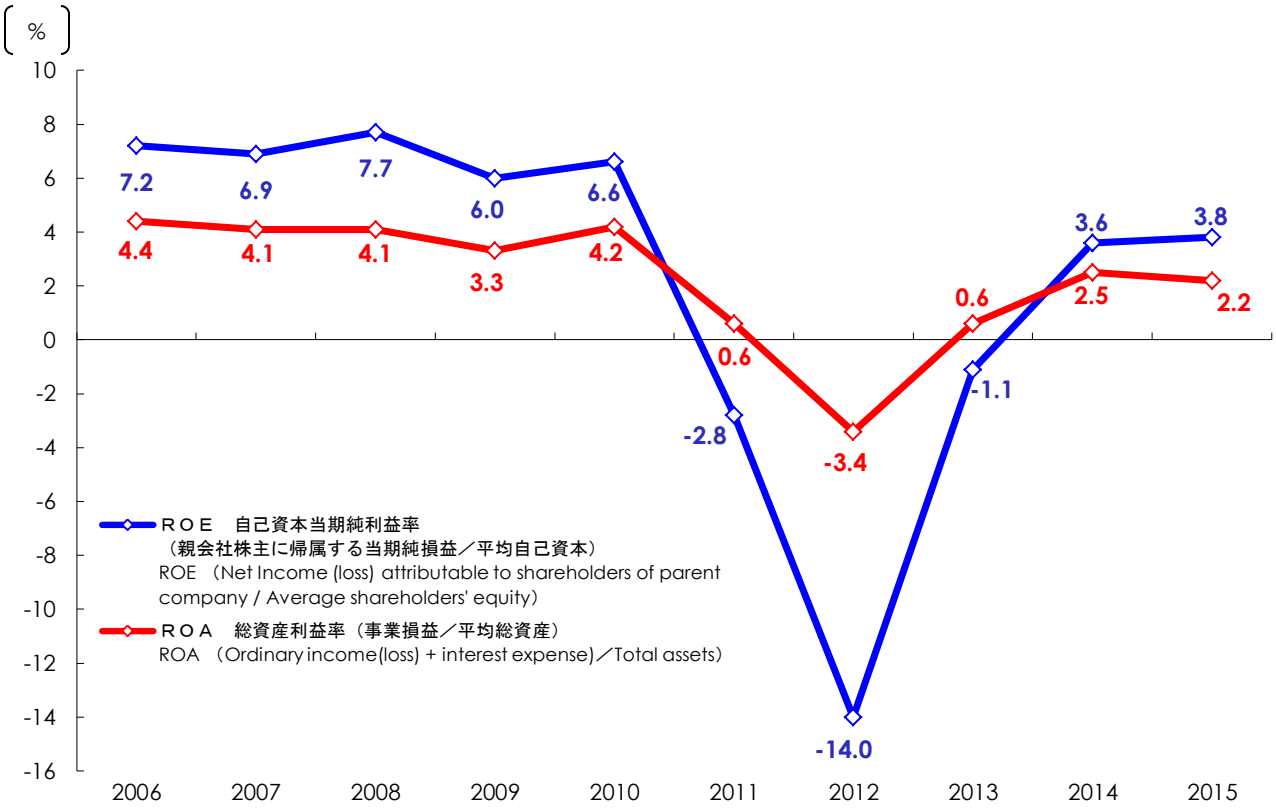

＊ ＲＯＡの分子については、2011年度実績から営業利益を事業利益（経常利益＋支払利息）に変更したため、2010年度以前についても事業利益ベースで記載しております。

＊ The numerator of ROA is changed to Ordinary income(loss) + Interest expense from Operating income in FY2011, being applied to the data from FY2004 to FY2010.

（年度 ＦＹ）

キャッシュ・フロー　Cash Flows

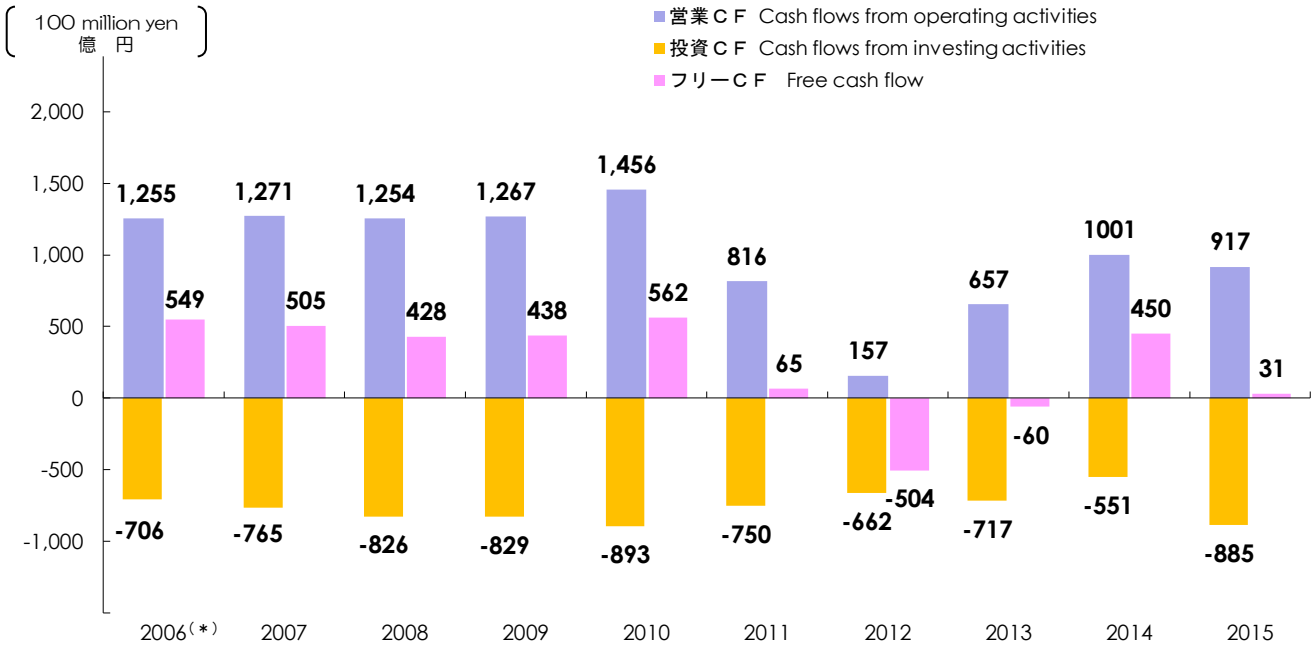

（年度 ＦＹ）

＊ 2005年度に営業ＣＦおよびフリーＣＦが一時的に減少しているのは、「原子力発電における使用済燃料の再処理等のための積立金の積立て及び管理に関する法律」の施行に伴い、1,300億円程度を外部に積み立てたという特殊要因によるものです。

＊ The enactment of the Law on the Creation and Management of Reserve Funds for the Reprocessing of Spent Fuel at Nuclear Power Stations has caused a temporary dip in Cash Flows from Operating activities and Free Cash Flow in FY2005 , a special factor that has prompted the company to fund approximately ¥130 billion externally.

All Right Reserved © 2016 YONDEN Shikoku Electric Power Co., Inc.

１株当たり当期純損益と株価収益率　EPS & PER

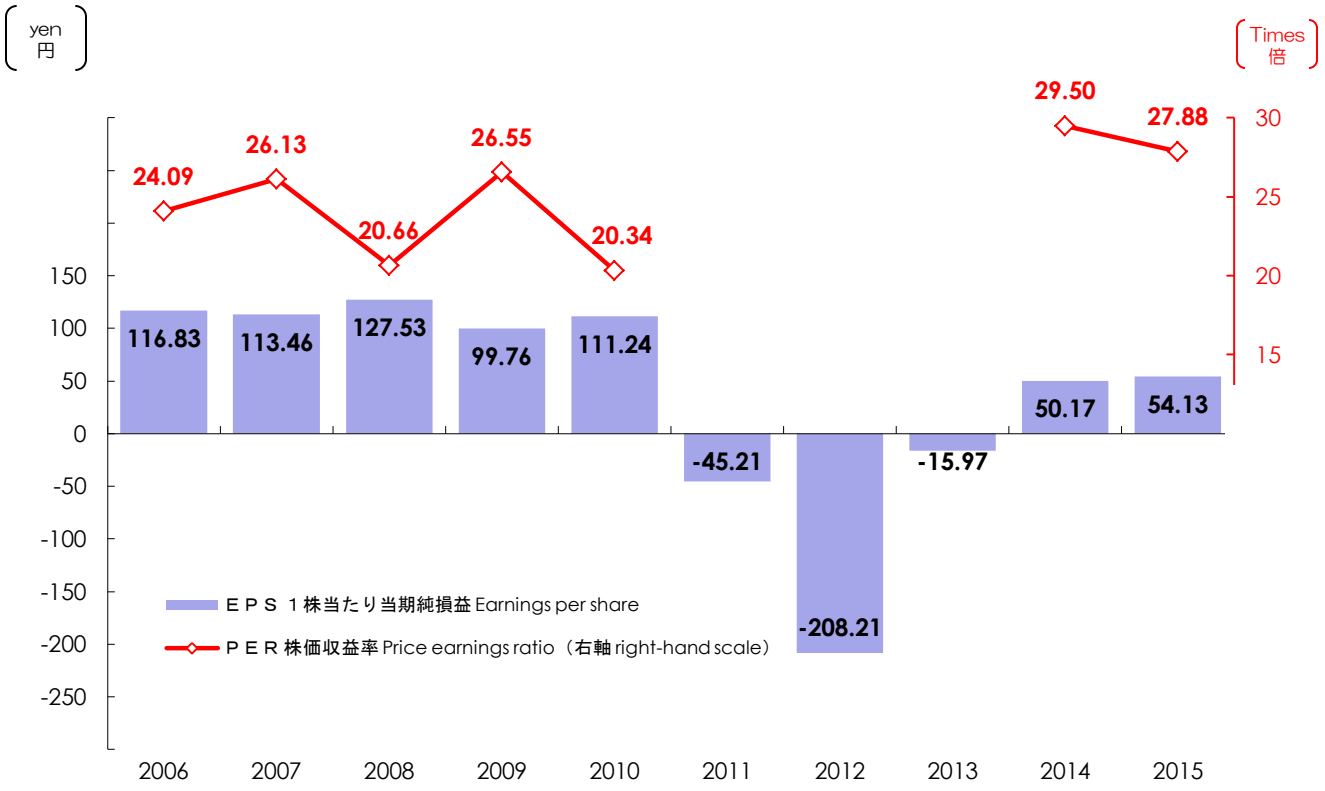

＊ PERは各年度末の終値で算出　＊PER is calculated from the closing price at the end of each fiscal year.

＊ 2011～2013年度のPERは純損失計上のため算定不能　＊PER cannot be calculated for 2011 to 2013 due to net loss.

（年度 ＦＹ）

１株当たり純資産額と株価純資産倍率　BPS & PBR

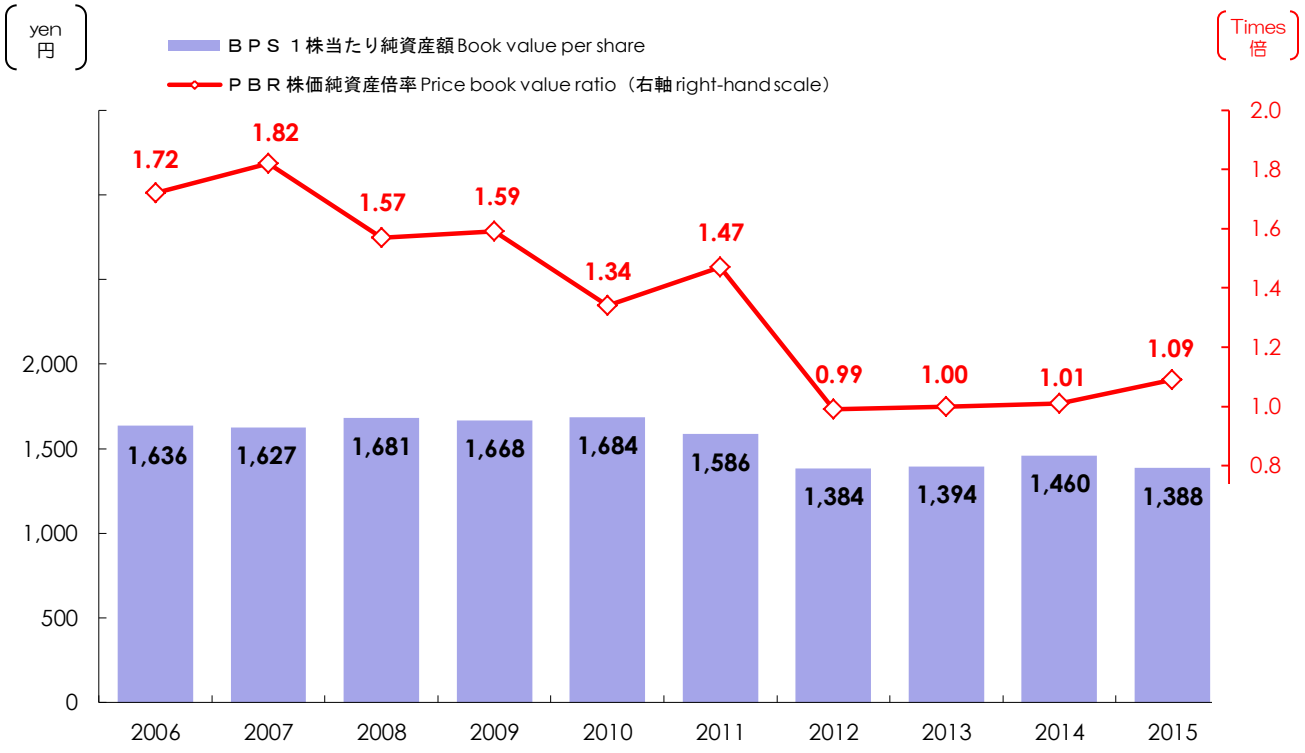

＊ PBRは各年度末の終値で算出

＊ PBR is calculated from the closing price at the end of each fiscal year.

（年度 ＦＹ）

All Right Reserved © 2016 YONDEN Shikoku Electric Power Co., Inc.

売上高 Operating Revenues

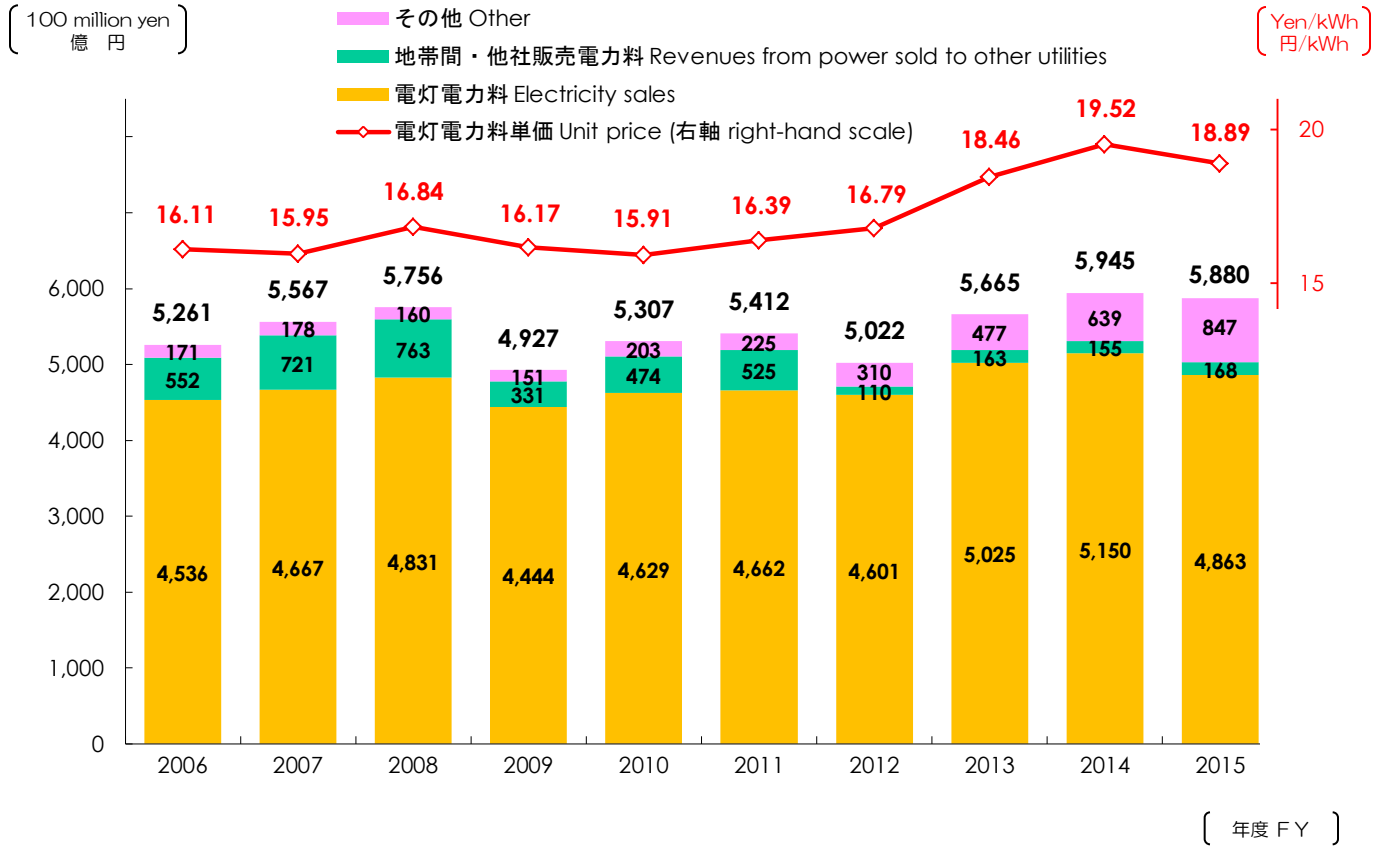

営業損益・経常損益・当期純損益
Operating Income（loss）, Ordinary Income（loss）& Net Income（loss）

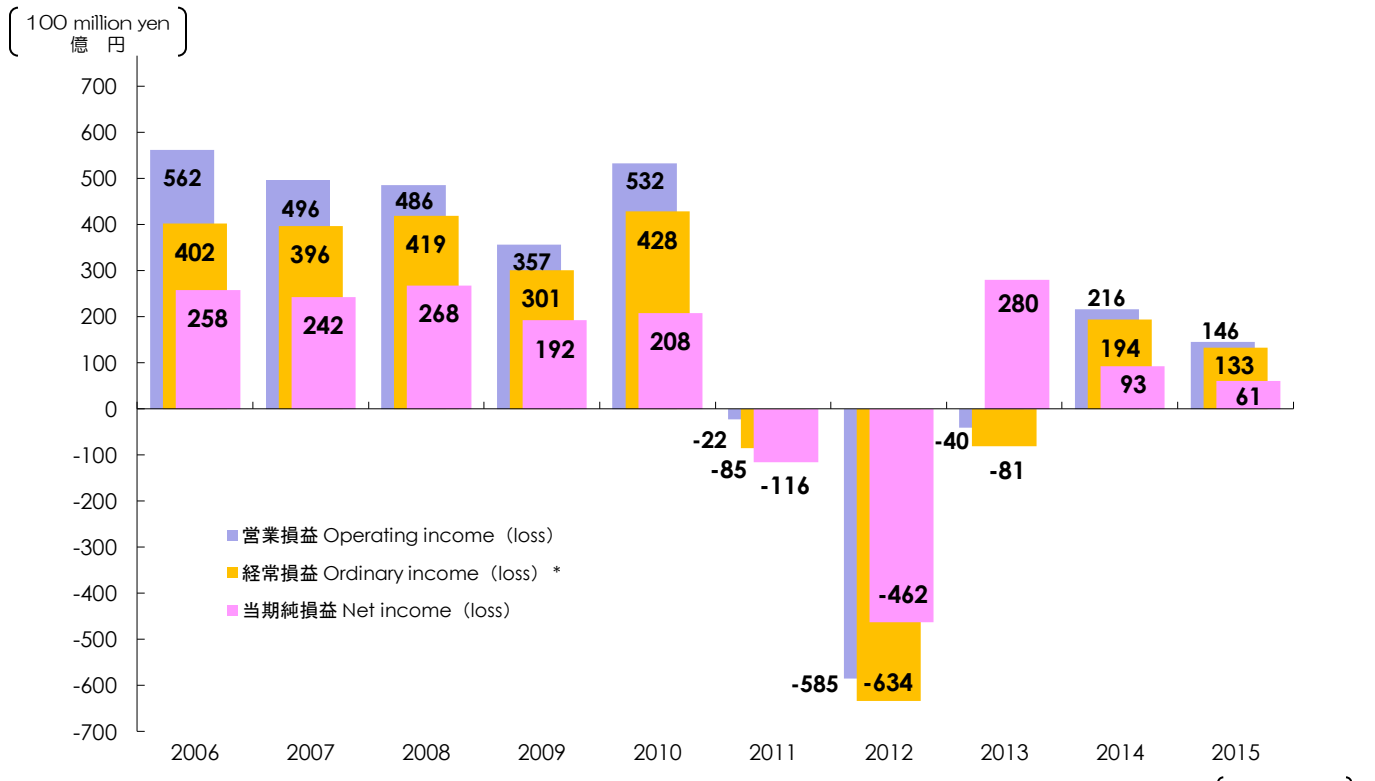

＊ Ordinary income（loss）: Income before provision for（reversal of）reserve for fluctuations in water level, extraordinary loss, income taxes, and minority interests（losses）in net income

All Right Reserved © 2016 YONDEN Shikoku Electric Power Co., Inc.

総資産・自己資本・自己資本比率 Total Assets , Shareholders' Equity & Shareholders' Equity Ratio

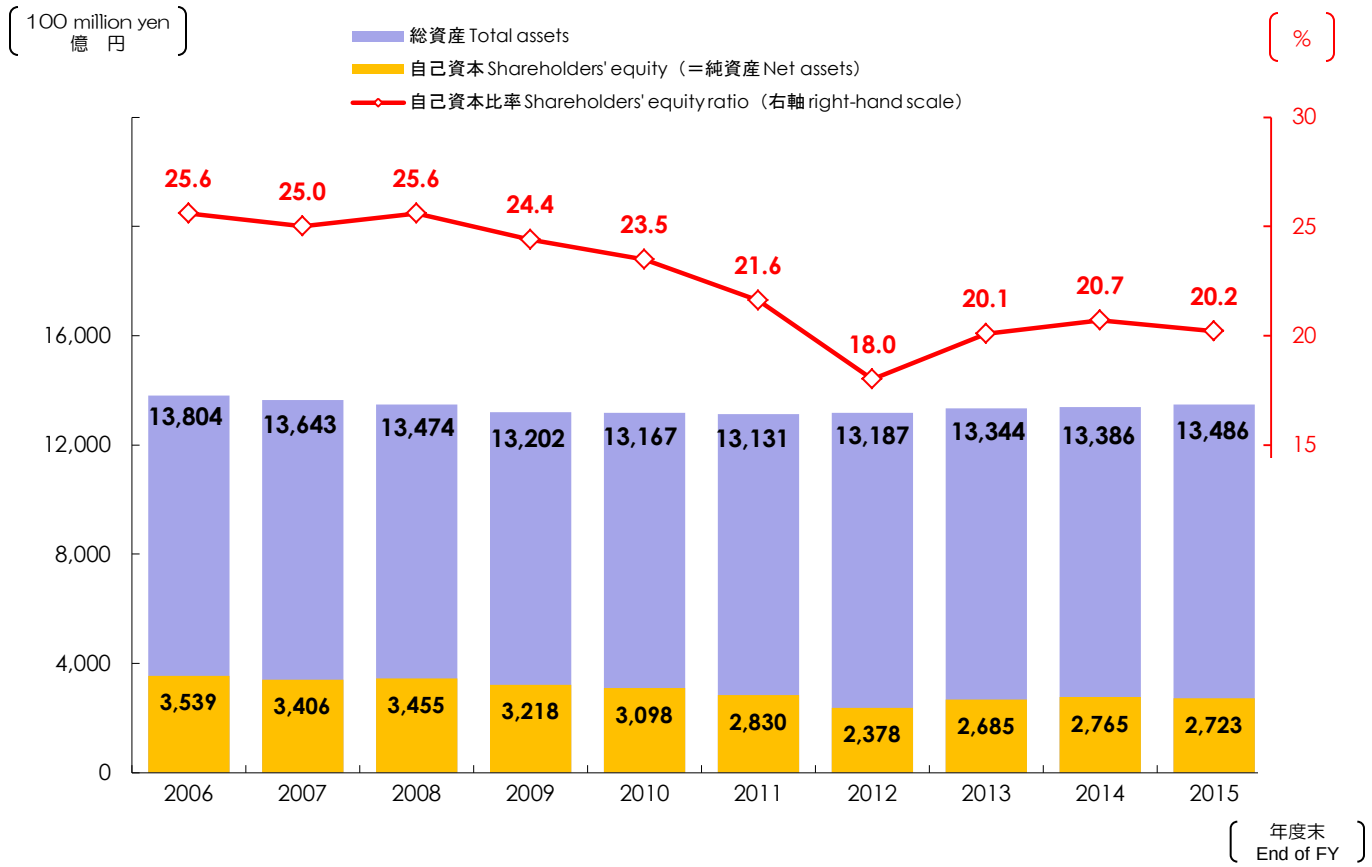

有利子負債残高と有利子負債倍率 Interest Bearing Debts & Interest Bearing Debt Ratio

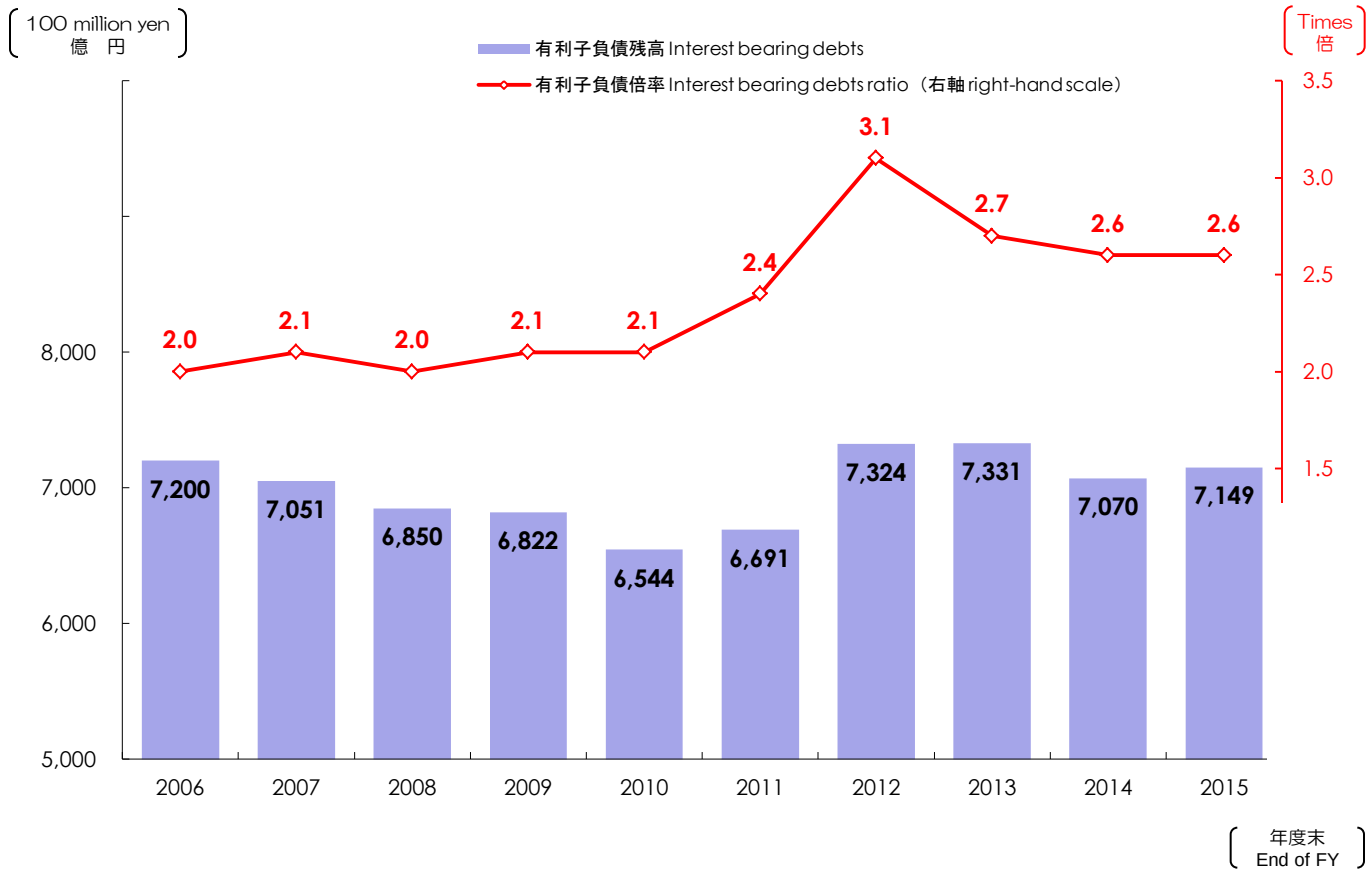

All Right Reserved © 2016 YONDEN Shikoku Electric Power Co., Inc.

設備工事費（設備投資） Plant and Equipment Expenditures

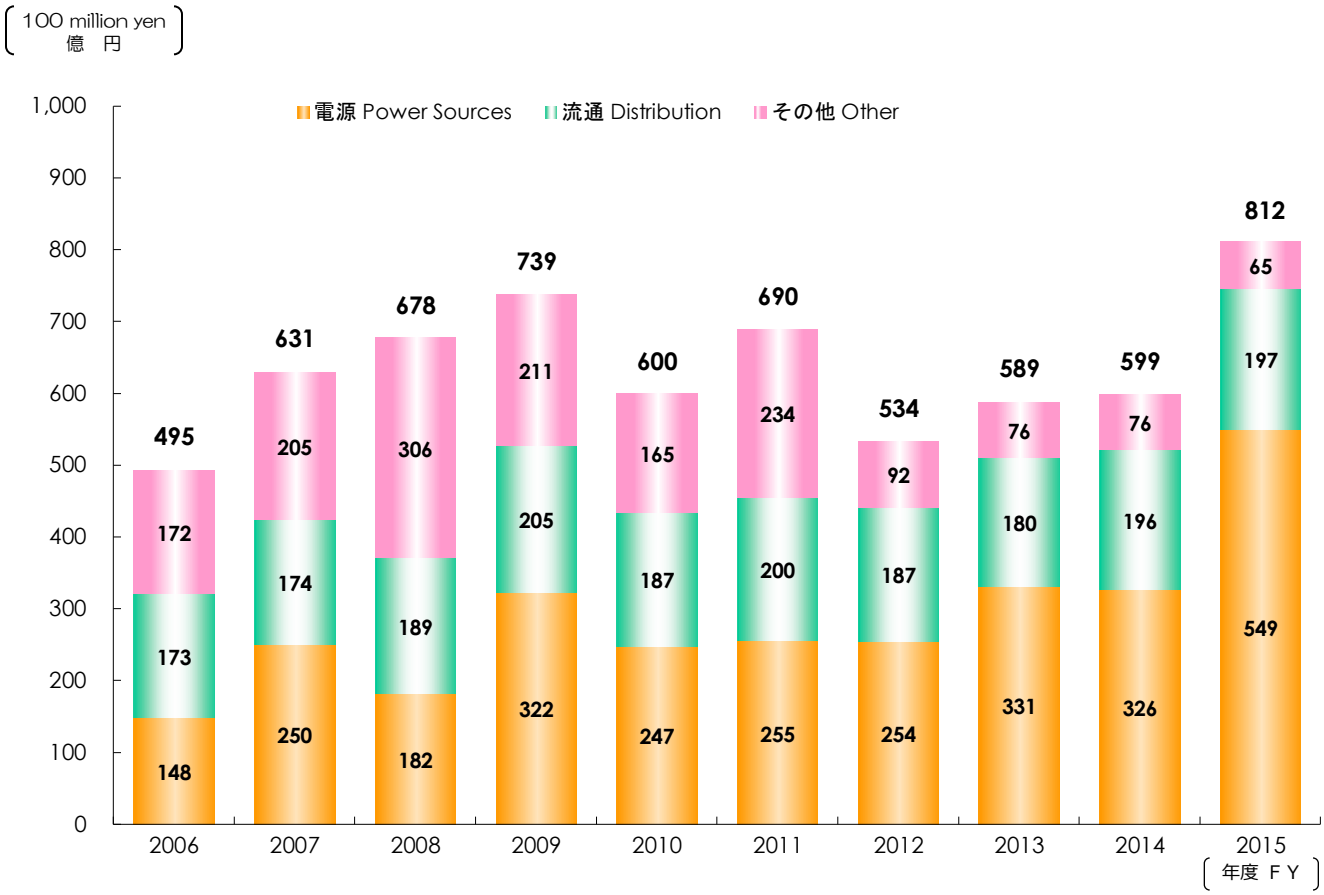

格付取得状況 Credit Ratings

	長期格付 Long-Term Debts	短期格付 Short-Term Debts
スタンダード・アンド・プアーズ Standard & Poor's	BBB+ （最高ランクから８番目） （Eighth grade）	A-2 （最高ランクから3番目） （Third grade）
格付投資情報センター Rating and Investment Information	A+ （最高ランクから5番目） （Fifth grade）	a-1 （最高ランクから2番目） （Second grade）
日本格付研究所 Japan Credit Rating Agency	AAp （最高ランクから3番目） （Third grade）	－

2016年4月現在 As of April 2016

All Right Reserved © 2016 YONDEN Shikoku Electric Power Co., Inc.

発行済株式数　Number of Common Stock

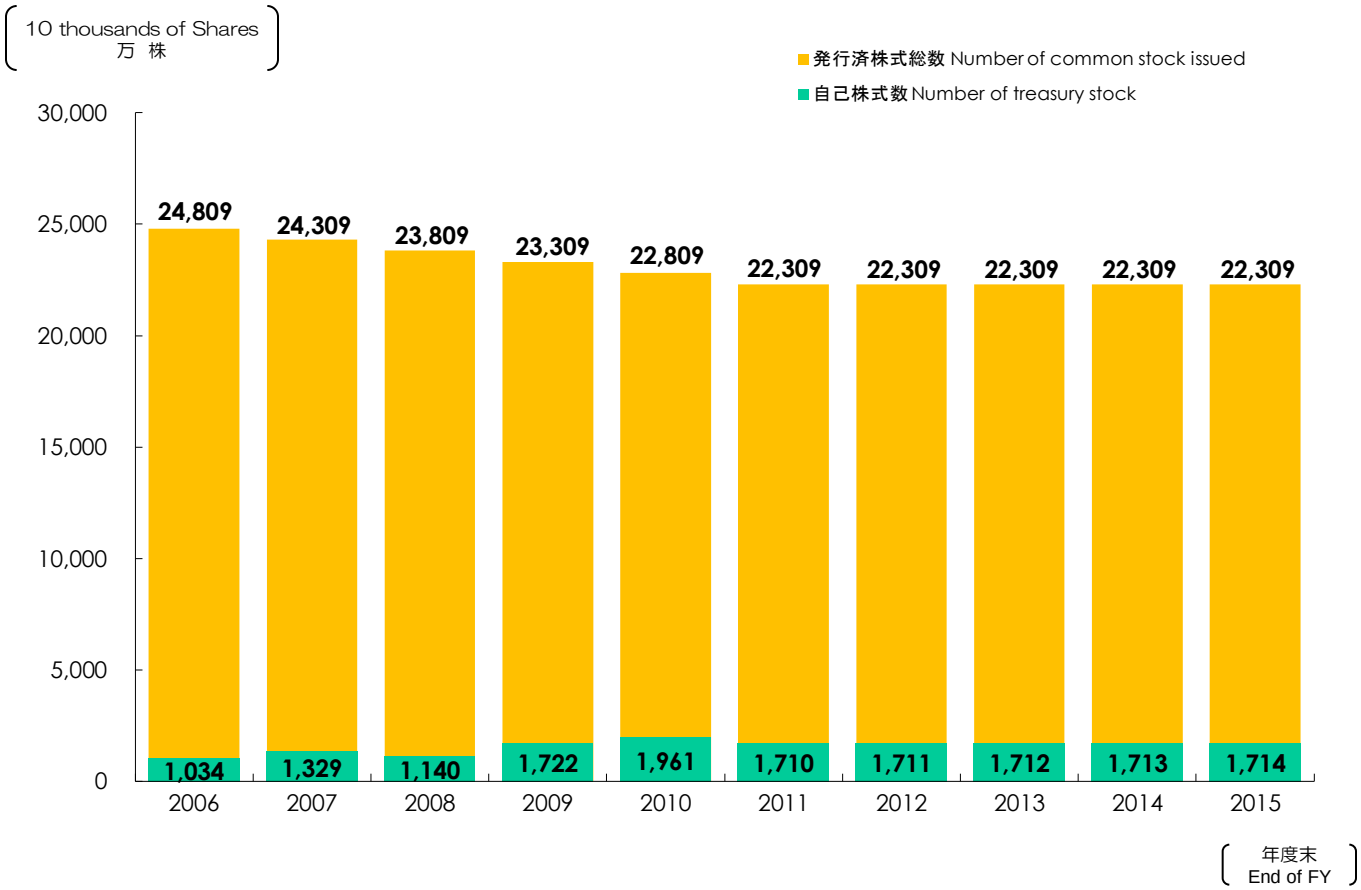

自己株式の取得・活用
Buy-back & Cancellation of Treasury Stock

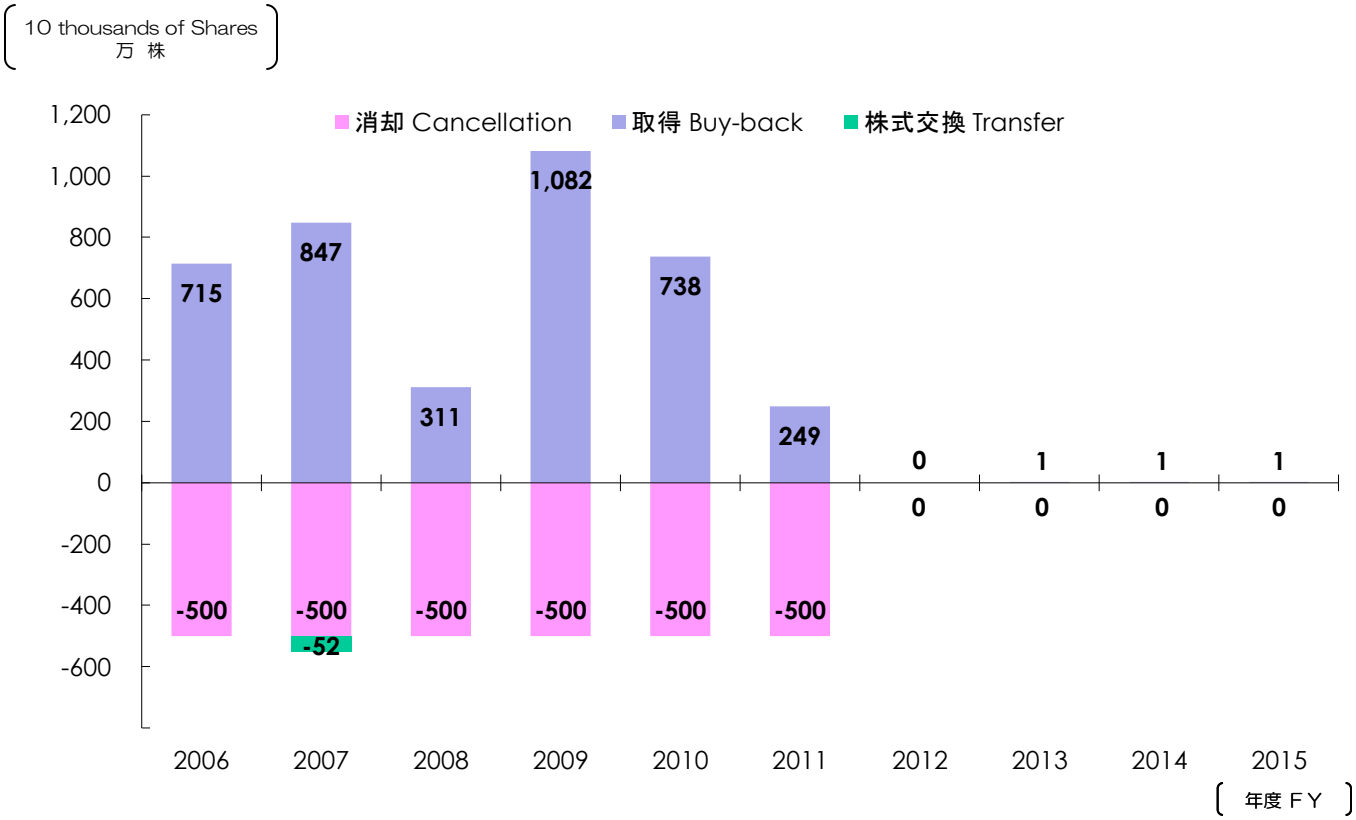

All Right Reserved © 2016 YONDEN Shikoku Electric Power Co., Inc.

配当総額・自己株式取得額・自己株式消却額
Dividends , Buy-back & Cancellation of Treasury Stock

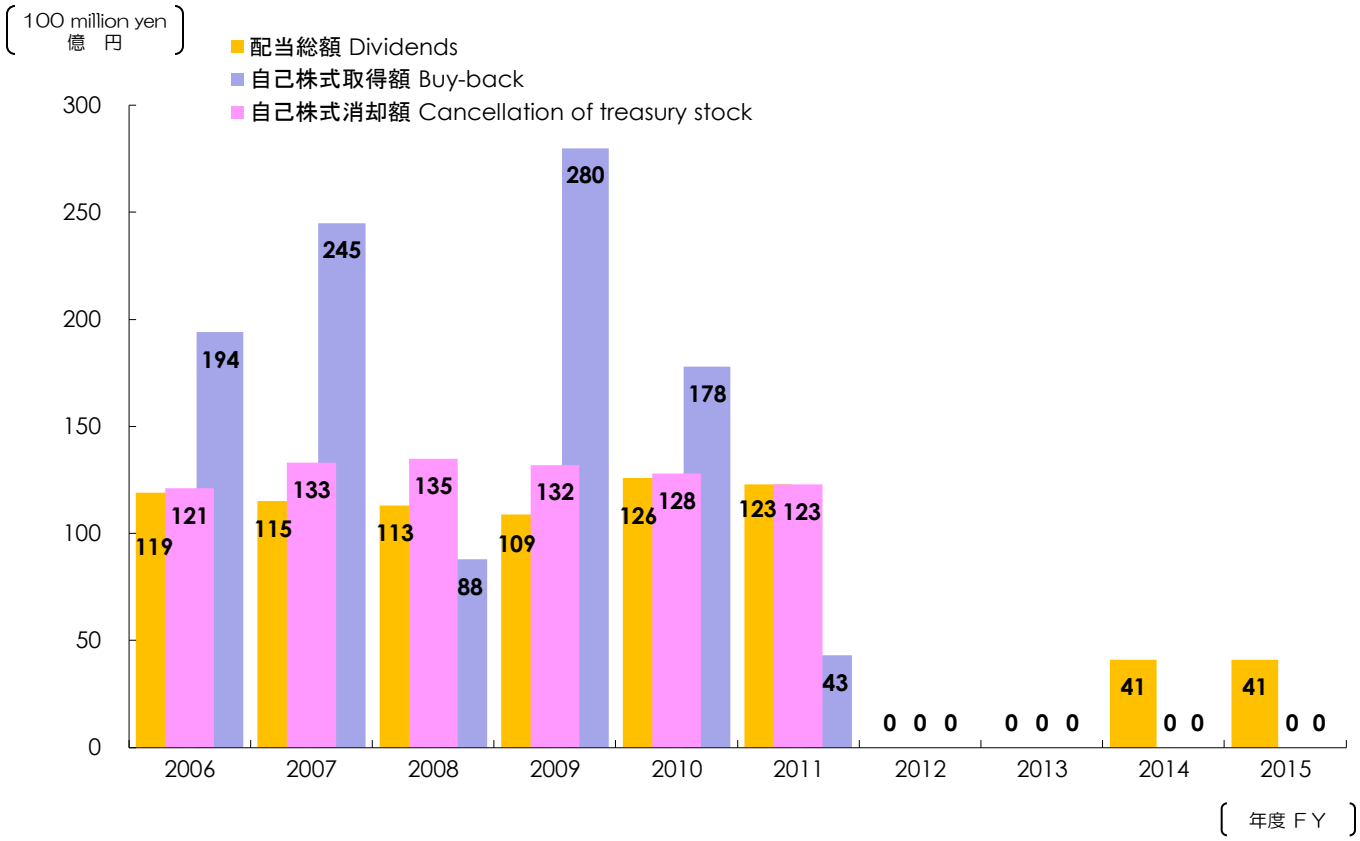

配当性向、配当利回り Payout Ratio(Consolidated Basis) & Dividend Yield

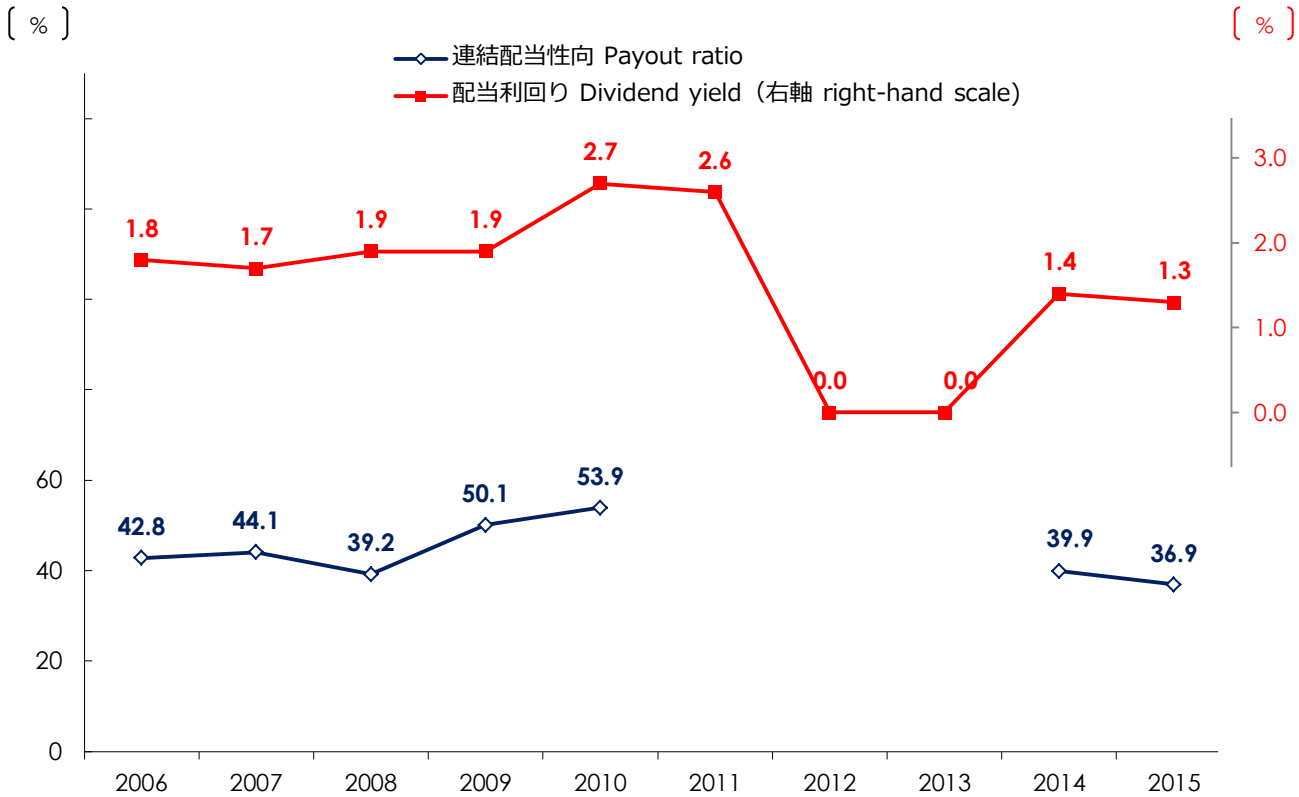

＊ 年度末株価にて算定 ＊ Stock price as of closing date , March 31.

＊ 2011～2013年度の配当性向は純損失計上のため算定不能 ＊ Payout ratio cannot be calculated for 2011 to 2013 due to net loss.

All Right Reserved © 2016 YONDEN Shikoku Electric Power Co., Inc.

発行済株式数 Number of Common Stock

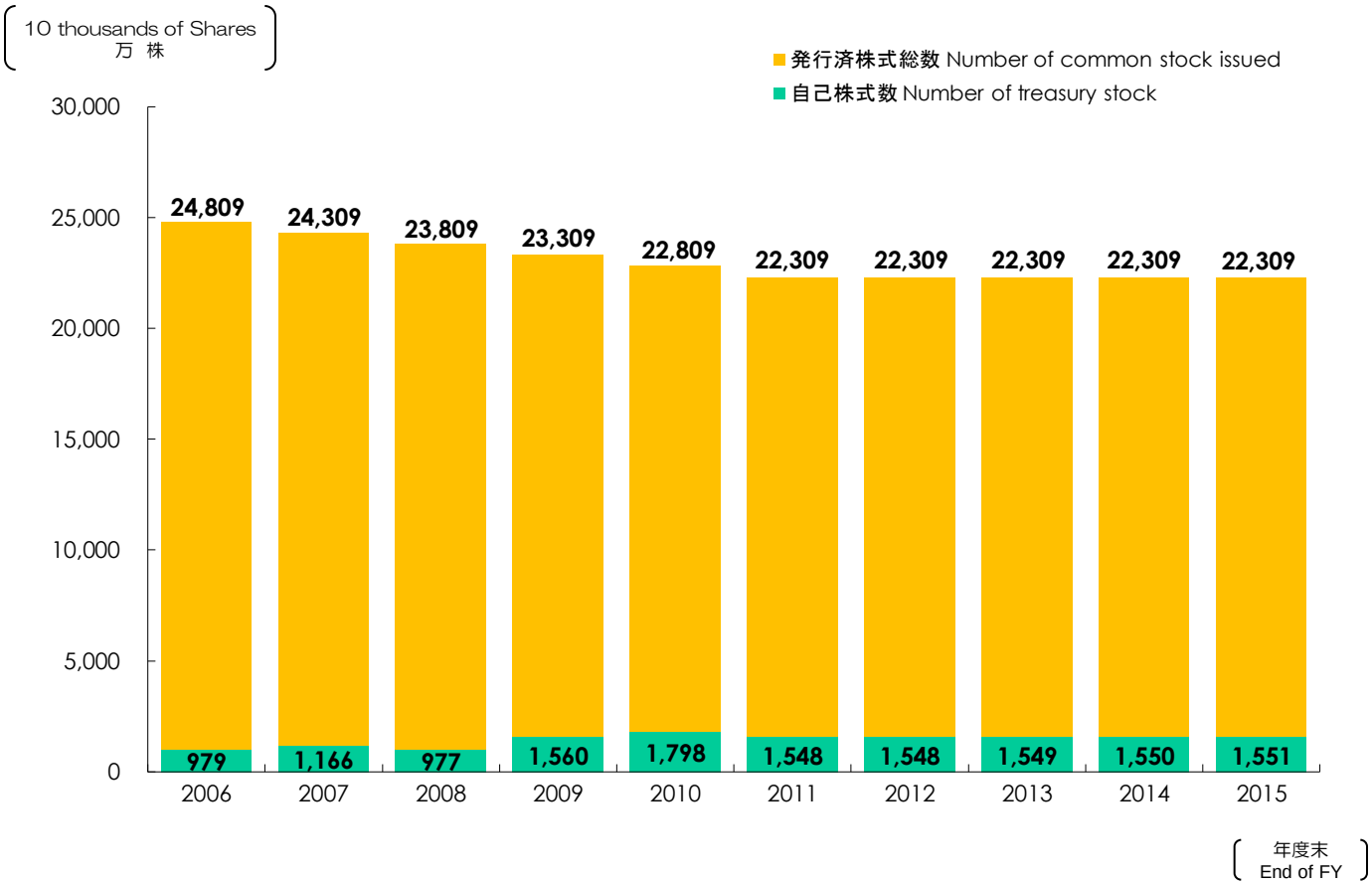

自己株式の取得・活用
Buy-back & Cancellation of Treasury Stock

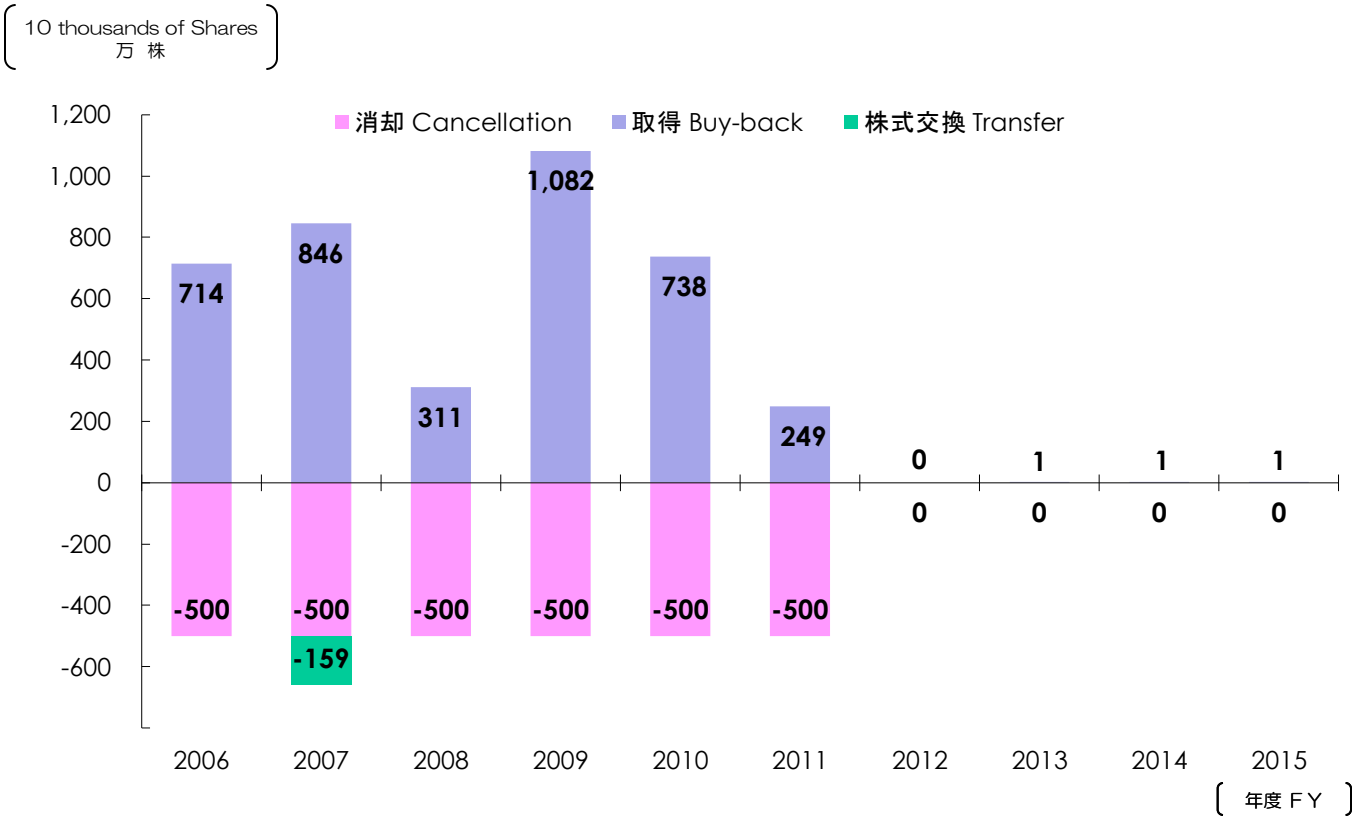

All Right Reserved © 2016 YONDEN Shikoku Electric Power Co., Inc.

配当総額・自己株式取得額・自己株式消却額
Dividends , Buy-back & Cancellation of Treasury Stock

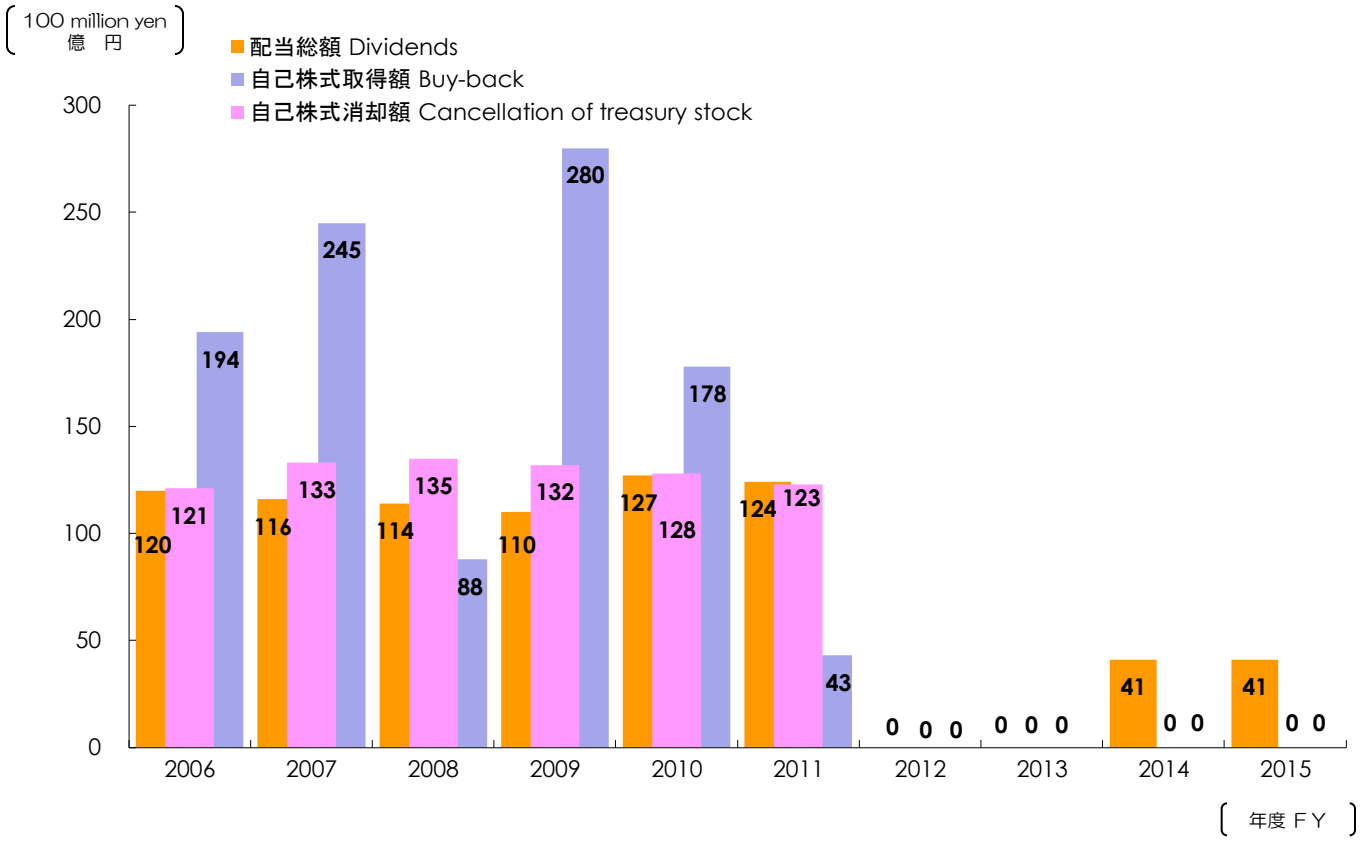

配当性向、配当利回り Payout Ratio & Dividend Yield

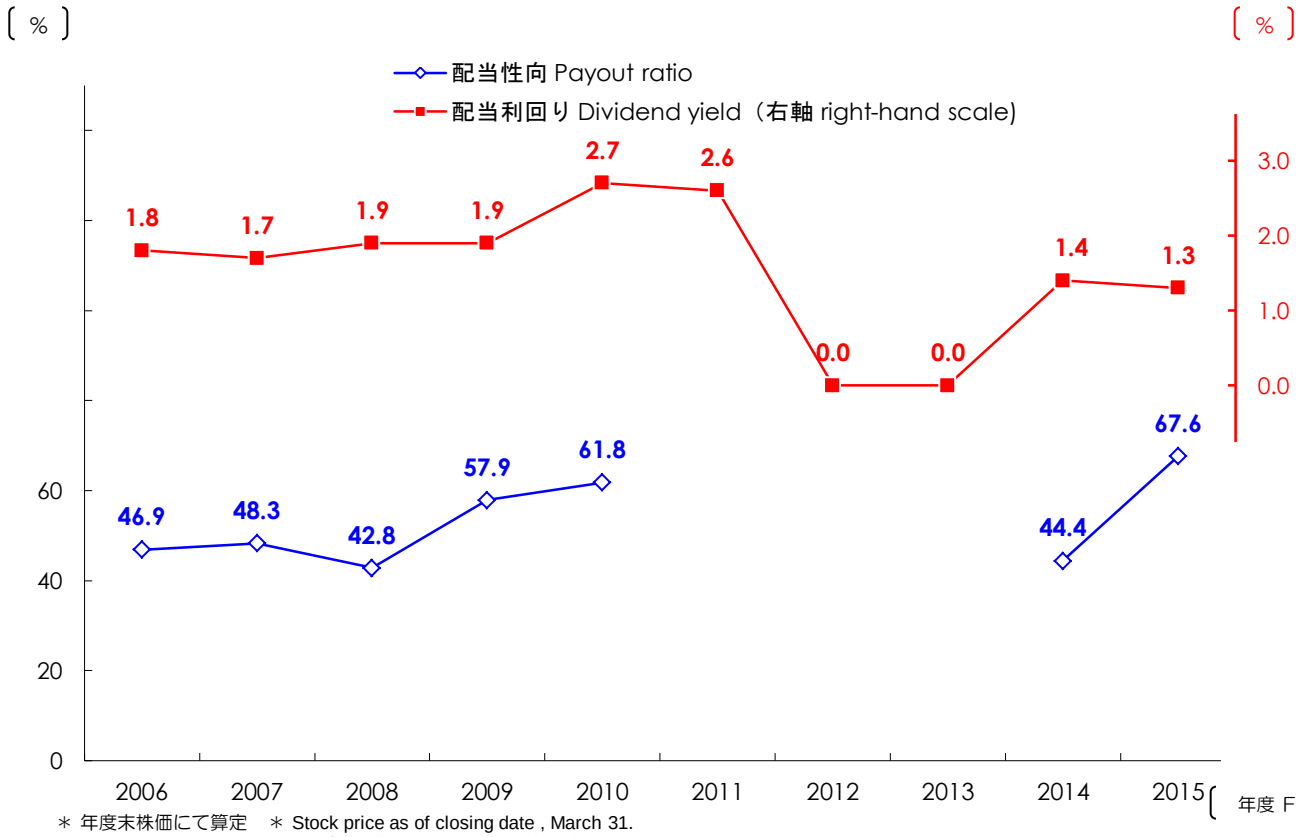

＊ 年度末株価にて算定 ＊ Stock price as of closing date , March 31.
＊ 2011～2013年度の配当性向は純損失計上のため算定不能 ＊ Payout ratio cannot be calculated for 2011 to 2013 due to net loss.

All Right Reserved © 2016 YONDEN Shikoku Electric Power Co., Inc.

株価・出来高　Stock Price & Trading Volume

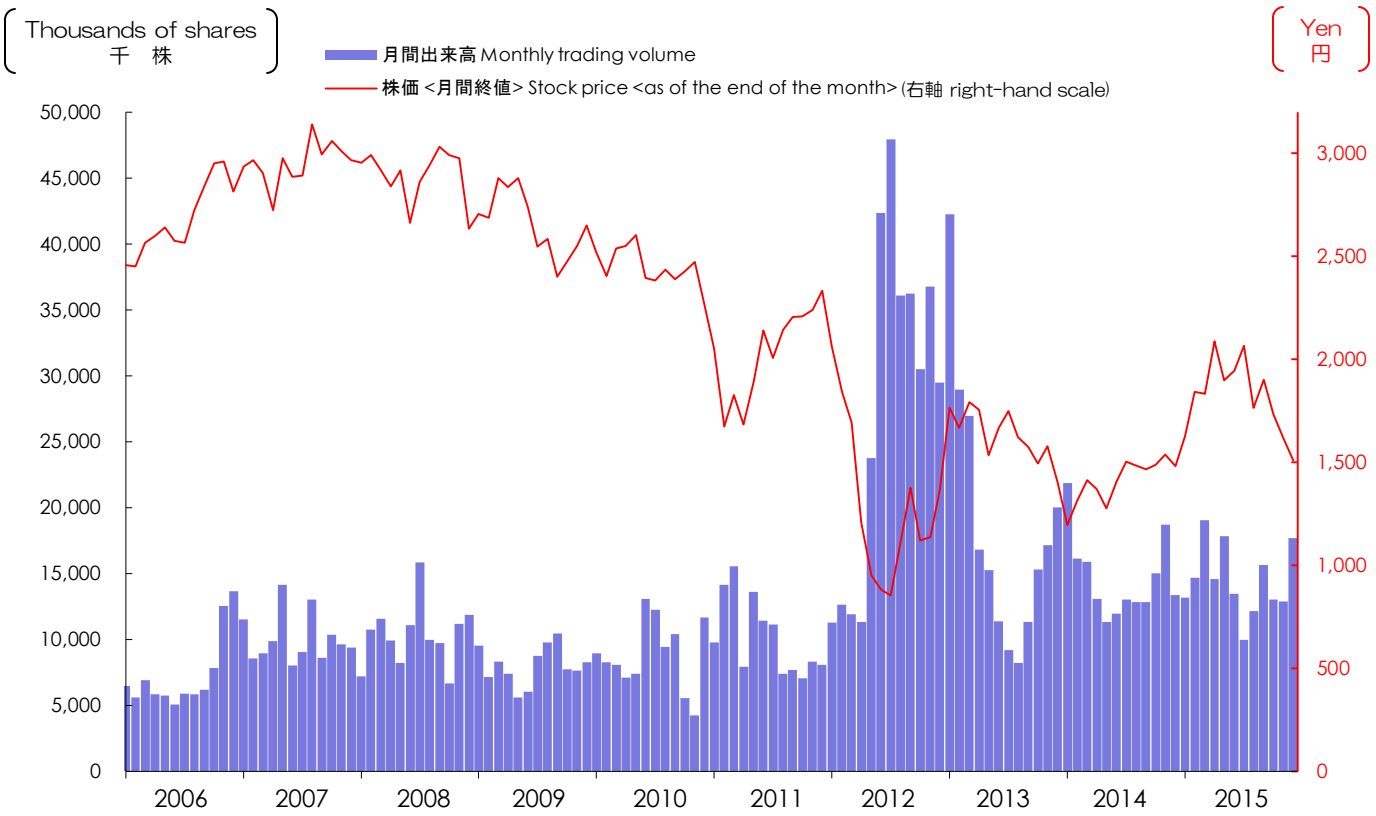

＊ 数値は東京証券取引所での出来高および株価を示しています。　＊ Figures are those at the Tokyo Stock Exchange.

株式の所有者別分布状況　Composition of Shareholders

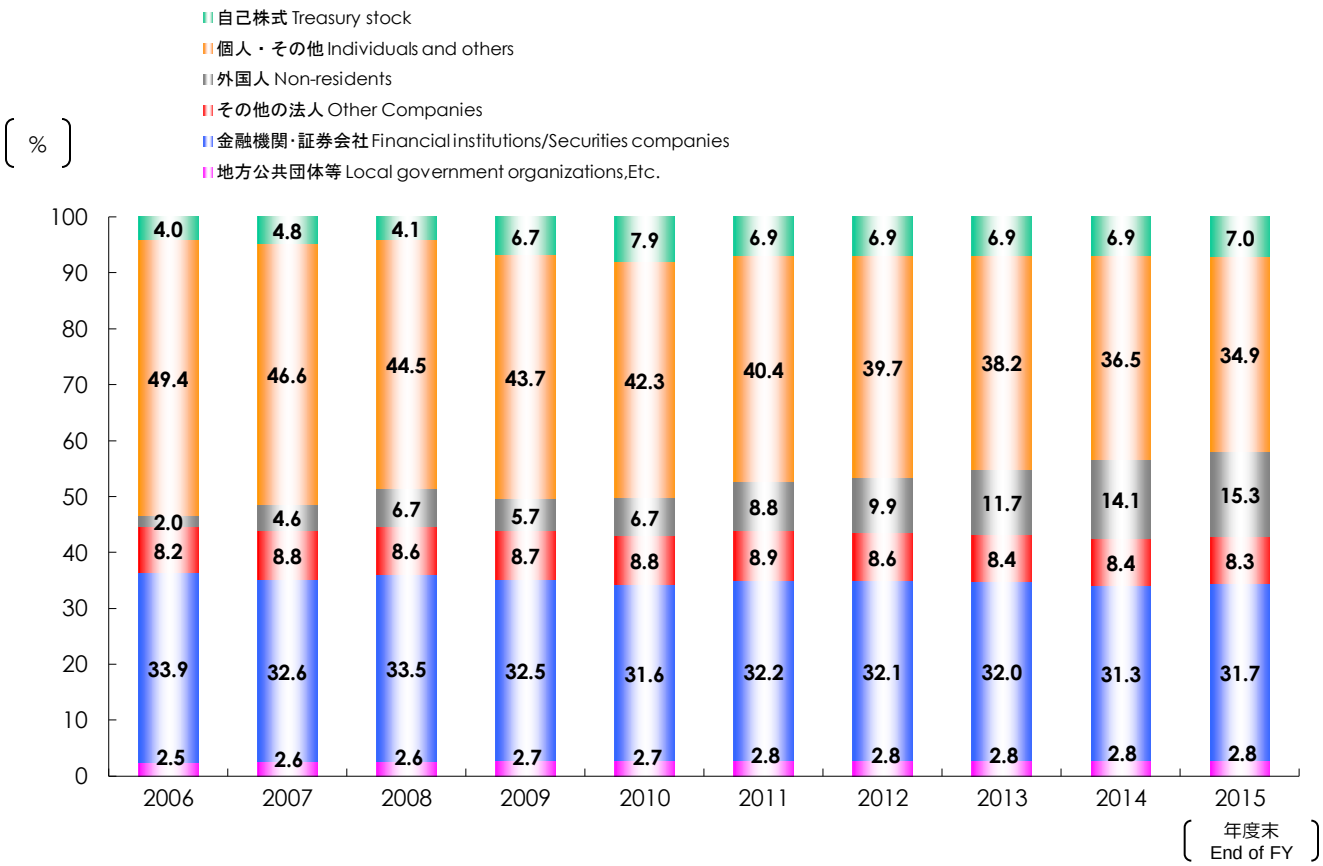

All Right Reserved © 2016 YONDEN Shikoku Electric Power Co., Inc.

①【連結】貸借対照表　Consolidated Balance Sheets

資産の部　Assets

百万円（millions of yen）

年度末　End of Fiscal Year	2006	2007
固定資産 Fixed assets	**1,341,854**	**1,321,252**
有形及び無形固定資産　Plant and equipment, and intangible assets	964,866	935,004
核燃料　Nuclear fuel	112,055	115,026
投資その他の資産　Investments and other assets	264,932	271,221
長期投資　Long-term investments	48,098	36,514
使用済燃料再処理等積立金　Fund for reprocessing of irradiated nuclear fuel	124,968	126,918
繰延税金資産　Deferred tax assets	28,509	31,842
退職給付に係る資産　Net defined benefit asset	-	-
その他　Other	63,355	75,946
流動資産 Current assets	**93,967**	**99,522**
現金及び預金　Cash and cash equivalents	5,993	5,301
受取手形及び売掛金　Notes and accounts receivable	50,794	54,933
棚卸資産　Inventories	23,752	27,658
繰延税金資産　Deferred tax assets	8,197	6,315
その他　Other	5,229	5,313
合　計 Total	**1,435,821**	**1,420,775**

負債・純資産の部　Liabilities and net assets

百万円（millions of yen）

年度末　End of Fiscal Year	2006	2007
固定負債 Long-term liabilities	**757,706**	**833,830**
社債　Bonds	300,000	329,939
長期借入金　Long-term debt	222,355	257,127
退職給付引当金　Liability for retirement benefits	21,483	21,954
使用済燃料再処理等引当金　Provision for reprocessing of irradiated nuclear fuel	147,319	139,228
退職給付に係る負債　Net defined benefit liability	-	-
原子力発電施設解体引当金　Reserve for decommissioning of nuclear power units	61,298	71,424
資産除去債務　Asset retirement obligations	-	-
その他　Other	5,249	14,156
流動負債 Current liabilities	**286,972**	**212,956**
１年以内に期限到来の固定負債　Current portion of long-term debt	58,896	44,567
短期借入金　Short-term borrowings	42,000	38,000
コマーシャル・ペーパー　Commercial papers	110,000	44,000
支払手形及び買掛金　Notes and accounts payable	21,426	33,645
その他 Other	54,650	52,743
渇水準備引当金 Reserve for fluctuations in water level	**938**	**-**
負債合計 Total liabilities	**1,045,618**	**1,046,786**
株主資本 Shareholders' equity	**374,265**	**365,777**
資本金　Common stock	145,551	145,551
資本剰余金　Capital surplus	35,198	35,198
利益剰余金　Retained earnings	217,868	219,332
自己株式　Treasury stock,at cost	△24,352	△34,305
その他の包括利益累計額 Accumulated other comprehensive income	**14,606**	**8,210**
非支配株主持分 Non-controlling interests	**1,330**	**-**
純資産合計 Total net assets	**390,203**	**373,988**
合　計 Total	**1,435,821**	**1,420,775**

All Right Reserved © 2016 YONDEN Shikoku Electric Power Co., Inc.

資産の部　Assets

2008	2009	2010	2011	2012	2013	2014	2015
1,299,762	**1,286,361**	**1,280,418**	**1,252,028**	**1,265,289**	**1,246,792**	**1,232,728**	**1,237,087**
904,327	885,617	891,194	865,491	850,300	839,856	832,515	863,473
126,200	131,607	127,822	138,402	140,802	139,559	141,491	134,889
269,234	269,135	261,400	248,134	274,187	267,375	258,721	238,723
34,606	32,014	45,748	46,050	53,510	56,781	71,780	65,958
126,132	125,708	125,535	121,928	116,146	110,456	104,477	97,213
33,049	37,145	44,465	35,110	53,326	41,865	37,757	43,791
-	-	-	-	-	22,093	13,679	239
75,445	74,267	45,650	45,045	51,202	36,178	31,026	31,520
105,909	**96,828**	**99,441**	**123,168**	**120,150**	**150,485**	**168,461**	**164,663**
6,166	6,876	5,526	8,164	14,351	11,109	34,774	38,731
51,640	45,349	51,575	45,809	52,032	63,969	74,253	77,665
30,372	25,659	22,278	35,952	32,713	39,308	34,948	26,674
7,293	6,209	6,415	8,759	4,816	11,774	7,410	5,180
10,435	12,733	13,645	24,482	16,237	24,323	17,073	16,411
1,405,671	**1,383,190**	**1,379,859**	**1,375,197**	**1,385,440**	**1,397,277**	**1,401,189**	**1,401,750**

負債・純資産の部　Liabilities and net assets

2008	2009	2010	2011	2012	2013	2014	2015
844,259	**838,728**	**865,861**	**795,581**	**884,138**	**893,805**	**909,856**	**901,300**
329,940	319,944	319,949	279,954	329,958	309,963	339,968	339,972
261,747	259,887	257,846	234,625	278,386	324,314	303,782	287,820
21,740	20,971	21,248	21,174	21,720	-	-	-
140,627	140,362	140,819	136,374	131,217	123,452	117,933	116,178
-	-	-	-	-	22,053	24,066	27,122
75,246	79,305	-	-	-	-	-	-
-	-	98,329	100,843	103,879	96,296	98,465	100,892
14,956	18,255	27,668	22,609	18,976	17,726	25,640	29,313
180,407	**184,305**	**162,614**	**250,983**	**211,869**	**213,110**	**185,875**	**206,648**
51,642	38,220	52,602	70,971	66,239	78,229	52,304	76,479
21,000	18,000	18,000	18,000	18,000	18,000	18,000	18,000
28,000	52,000	11,000	70,000	44,000	9,000	-	-
24,577	22,340	23,262	39,513	32,983	41,099	42,731	32,924
55,187	53,745	57,749	52,498	50,646	66,781	72,839	79,243
-	**-**	**-**	**1,817**	**4,231**	**2,921**	**4,560**	**7,625**
1,024,666	**1,023,033**	**1,028,475**	**1,048,382**	**1,100,239**	**1,109,837**	**1,100,291**	**1,115,573**
374,573	**357,383**	**352,529**	**325,342**	**276,248**	**272,940**	**272,458**	**279,454**
145,551	145,551	145,551	145,551	145,551	145,551	145,551	145,551
35,198	35,198	35,198	35,198	35,198	35,198	35,198	35,198
223,452	221,059	221,201	185,992	136,908	133,618	133,148	140,164
△29,629	△44,425	△49,422	△41,400	△41,410	△41,428	△41,439	△41,460
6,430	**2,772**	**△1,360**	**1,253**	**8,720**	**14,257**	**28,192**	**6,468**
-	**-**	**215**	**219**	**232**	**241**	**246**	**254**
381,004	**360,156**	**351,384**	**326,815**	**285,201**	**287,439**	**300,897**	**286,177**
1,405,671	**1,383,190**	**1,379,859**	**1,375,197**	**1,385,440**	**1,397,277**	**1,401,189**	**1,401,750**

All Right Reserved © 2016 YONDEN Shikoku Electric Power Co., Inc.

②【連結】損益計算書　Consolidated Statements of Income

百万円（millions of yen）　年度　Fiscal Year	2006	2007
営業収益 Operating revenues	**579,042**	**618,106**
電気事業営業収益 Electric	520,497	550,392
その他の売上高 Other	58,545	67,713
営業費用 Operating expenses	**518,835**	**563,831**
電気事業営業費用 Electric	463,141	499,984
その他の営業費用 Other	55,693	63,846
売上原価 Cost of sales	48,924	56,694
販売費及び一般管理費 Selling,general and administrative expenses	6,768	7,152
営業損益 Operating income (loss)	**60,207**	**54,275**
営業外収益 Non-operating revenues	**3,600**	**5,104**
受取配当金 Dividends	479	584
受取利息 Interest income	2,399	2,757
有価証券売却益 Gains on sales of securities	4	622
為替差益 Foreign exchange gains	1	-
持分法による投資利益 Equity in earnings of affiliates	237	437
その他の営業外収益 Other	478	702
営業外費用 Non-operating expenses	**20,256**	**15,650**
支払利息 Interest expense	19,424	14,572
有価証券評価損 Loss on devaluations of investments securities	323	7
子会社事業損失 Loss on business of subsidiaries	-	-
事業整理損 Loss on liquidation of business	-	-
持分法による投資損失 Equity in loss of affiliates	-	-
その他の営業外費用 Other	508	1,069
経常損益 Ordinary income(loss)*	**43,551**	**43,729**
渇水準備金引当又は取崩し Provision for(reversal of)reserve for fluctuations in water level	318	△938
特別損失 Extraordinary loss	-	-
税金等調整前当期純損益 Income(loss)before income taxes	43,232	44,668
法人税、住民税及び事業税 Income taxes-current	15,958	16,301
法人税等調整額 Income taxes—deferred	△1,063	1,935
当期純損益 Profit (loss)	28,337	26,431
非支配株主に帰属する当期純損益 Profit (loss) attributable to non-controlling interests	78	-
親会社株主に帰属する当期純損益 Net Income (loss) attributable to shareholders of parent company	**28,259**	**26,431**

*Ordinary income(loss):Income before provision for(reversal of)reserve for fluctuations in water level,extraordinary loss, income taxes ,and minority interests(losses)in net income

All Right Reserved © 2016 YONDEN Shikoku Electric Power Co., Inc.

2008	2009	2010	2011	2012	2013	2014	2015
635,132	**545,393**	**592,123**	**592,142**	**561,783**	**636,332**	**664,286**	**654,013**
569,464	486,442	519,807	528,401	487,012	551,148	578,983	574,246
65,668	58,951	72,315	63,741	74,771	85,184	85,302	79,767
580,850	**502,969**	**532,100**	**586,352**	**612,121**	**633,617**	**635,292**	**629,311**
519,930	449,979	465,390	528,258	543,797	554,653	556,858	559,685
60,920	52,990	66,709	58,094	68,324	78,964	78,433	69,625
53,438	45,641	58,259	50,256	60,432	70,178	69,932	60,440
7,481	7,349	8,450	7,837	7,891	8,785	8,501	9,185
54,282	**42,424**	**60,022**	**5,789**	**△50,337**	**2,715**	**28,993**	**24,702**
4,313	**4,633**	**4,311**	**3,962**	**4,120**	**5,824**	**7,213**	**7,666**
608	584	507	600	642	615	1,293	1,380
3,032	3,102	2,549	2,482	2,695	2,553	2,410	2,331
1	-	-	0	324	59	477	6
-	-	-	-	-	976	1,676	2,709
265	385	382	190	-	271	410	549
404	561	872	688	458	1,347	945	688
12,085	**11,291**	**16,347**	**11,610**	**10,783**	**10,277**	**11,704**	**10,396**
11,392	10,236	9,938	9,636	9,462	9,898	9,983	9,094
2	38	1,925	201	9	10	18	6
-	-	3,177	-	-	-	-	-
-	-	-	-	-	-	1,362	-
-	-	-	-	16	-	-	-
691	1,016	1,305	1,773	1,295	367	339	1,294
46,510	**35,766**	**47,987**	**△1,858**	**△57,001**	**△1,737**	**24,503**	**21,971**
-	-	-	1,817	2,414	△1,310	1,638	3,065
-	-	8,811	-	-	-	-	-
46,510	35,766	39,175	△3,675	△59,415	△426	22,864	18,906
18,685	14,658	20,787	△18	1,026	721	2,129	2,683
△1,279	△970	△5,262	5,695	△17,568	2,132	10,395	5,067
29,104	22,079	23,650	△9,352	△42,873	△3,280	10,339	11,155
-	-	4	4	12	8	5	7
29,104	**22,079**	**23,646**	**△9,357**	**△42,886**	**△3,289**	**10,333**	**11,147**

All Right Reserved © 2016 YONDEN Shikoku Electric Power Co., Inc.

③【連結】キャッシュ・フロー計算書 Consolidated Statements of Cash Flows

百万円（millions of yen） 年度 Fiscal Year	2006	2007
営業活動によるキャッシュフロー Cash flows from operating activities	**125,553**	**127,140**
税金等調整前当期純損益 Income(loss)before income taxes and minority interests	43,232	44,668
減価償却費 Depreciation and amortization	83,936	78,647
核燃料減損額 Amortization of nuclear fuel	8,944	8,931
原子力発電施設解体費 Decommissioning costs of nuclear power units	-	-
資産除去債務会計基準の適用に伴う影響額 Loss on adjustment for changes of accounting standard for asset retirement obligations	-	-
使用済燃料再処理工程損 Nuclear fuel transferred to reprocessing costs	126	△0
固定資産除却損 Loss on disposals of property,plant and equipment	4,746	4,591
退職給付引当金の増減額 Provision for(reversal of)liability for retirement benefits	△3,982	471
退職給付に係る負債の増減額 Increase(decrease)in net defined benefit liability	-	-
前払年金費用の増減額 Decrease(increase)in prepaid pension cost	△12,713	△152
退職給付に係る資産の増減額 Decrease(increase)in net defined benefit asset	-	-
使用済燃料再処理等引当金の増減額 Increase(decrease)in provision for reprocessing of irradiated nuclear fuel	14,149	△8,091
原子力発電施設解体引当金の増減額 Provision for(reversal of)decommissioning of nuclear power units	2,993	10,126
使用済燃料再処理等積立金の増減額 Decrease(increase)in fund for reprocessing of irradiated nuclear fuel	7,687	△1,949
法人税等の支払額又は還付額 Income taxes paid(refund)	△6,194	△19,108
その他 Other,net	△17,373	9,005
投資活動によるキャッシュフロー Cash flows from investing activities	**△70,619**	**△76,549**
固定資産の取得による支出 Capital expenditures including nuclear fuel	△57,429	△67,911
固定資産の売却による収入 Proceeds from sales of property,plant and equipment	360	370
投融資による支出 Increase in investments	△13,947	△12,246
投融資の回収による収入 Proceeds from investments	396	3,237
定期預金の預入による支出 Payments into time deposits	-	-
定期預金の払戻による収入 Proceeds from withdrawal of time deposits	-	-
フリーキャッシュフロー Free cash flows	**54,933**	**50,590**
財務活動によるキャッシュフロー Cash flows from financing activities	**△56,524**	**△51,282**
社債の発行による収入 Proceeds from issuance of bonds	20,000	109,937
社債の償還による支出 Redemption of bonds	△70,000	△80,000
長期借入による収入 Proceeds from long-term loans	64,500	57,900
長期借入金の返済による支出 Repayment of long-term loans	△74,364	△32,792
コマーシャルペーパーの増減（純額） Net increase(decrease)in commercial papers	47,000	△66,000
配当金の支払額 Cash dividends paid	△12,201	△11,781
自己株式取得による支出 Purchase of treasury stock	△19,451	△24,541
その他 Other,net	△12,007	△4,003
現金及び現金同等物に係る換算差額 Effect of exchange rate change on cash and cash equivalents	-	-
現金及び現金同等物の増減額 Net increase(decrease)in cash and cash equivalents	**△1,591**	**△692**
現金及び現金同等物の期末残高 Cash and cash equivalents at end of year	5,993	5,301

All Right Reserved © 2016 YONDEN Shikoku Electric Power Co., Inc.

2008	2009	2010	2011	2012	2013	2014	2015
125,488	**126,793**	**145,608**	**81,605**	**15,781**	**65,734**	**100,164**	**91,739**
46,510	35,766	39,175	△3,675	△59,415	△426	22,864	18,906
74,642	74,376	84,579	75,066	69,463	66,229	65,851	65,282
8,396	8,184	11,494	3,505	-	-	-	-
-	-	3,844	1,730	1,333	797	1,753	1,948
-	-	8,811	-	-	-	-	-
-	-	-	-	-	-	-	-
4,850	3,246	4,004	4,316	2,772	2,615	2,969	3,936
△213	△768	285	△74	546	-	-	-
-	-	-	-	-	818	△1,448	△696
5,429	5,631	△3,875	803	△169	-	-	-
-	-	-	-	-	△3,033	△3,497	△4,485
1,399	△265	456	△4,445	△5,157	△7,765	△5,519	△1,754
3,822	4,058	-	-	-	-	-	-
785	423	173	3,607	5,781	5,690	5,979	7,263
△16,094	△19,834	△13,198	△21,274	7,696	△1,137	△816	△2,461
△4,040	15,974	9,856	22,044	△7,069	1,946	12,028	3,800
△82,661	**△82,990**	**△89,364**	**△75,074**	**△66,245**	**△71,700**	**△55,164**	**△88,542**
△76,577	△75,709	△70,623	△73,924	△61,713	△73,372	△59,120	△89,063
541	426	214	117	512	671	214	219
△11,918	△13,630	△20,713	△2,577	△6,037	△151	△994	△813
5,293	5,922	1,758	1,309	993	1,151	7,675	1,200
-	-	-	-	-	-	△4,230	△4,328
-	-	-	-	-	-	1,289	4,243
42,827	**43,802**	**56,243**	**6,531**	**△50,464**	**△5,966**	**44,999**	**3,197**
△41,961	**△43,093**	**△57,566**	**△3,893**	**56,651**	**2,725**	**△25,650**	**3,699**
39,996	20,000	40,000	-	70,000	40,000	40,000	20,000
△20,000	△40,000	△30,000	△40,000	△40,000	△20,000	△60,000	△10,000
17,500	5,050	9,000	6,000	88,100	62,100	19,550	38,000
△26,142	△9,865	△6,910	△11,041	△29,221	△44,339	△16,172	△40,082
△16,000	24,000	△41,000	59,000	△26,000	△35,000	△9,000	-
△11,476	△11,259	△10,798	△13,513	△6,196	-	-	△4,130
△8,831	△28,009	△17,848	△4,317	△10	△16	△11	△20
△17,006	△3,009	△9	△22	△20	△18	△16	△66
-	-	-	-	-	-	10	0
865	**709**	**△1,322**	**2,638**	**6,186**	**△3,241**	***19,434**	**6,897**
6,166	6,876	5,526	8,164	14,351	11,109	30,544	37,441

＊新規連結に伴う現金及び現金同等物の増加額（74百万円）を含む ＊It includes cash and cash equivalents (¥74million) from newly consolidated subsidiaries.

All Right Reserved © 2016 YONDEN Shikoku Electric Power Co., Inc.

資産の部 Assets

百万円（millions of yen）

年度末 End of Fiscal Year	2006	2007
固定資産 Fixed assets	**1,306,541**	**1,289,364**
電気事業固定資産 Electric utility fixed assets	905,905	865,055
附帯事業固定資産 Incidental utility fixed assets	5,889	5,578
事業外固定資産 Non-operating facilities	394	382
固定資産仮勘定 Construction in progress	10,465	24,065
核 燃 料 Nuclear fuel	112,055	115,026
投資その他の資産 Investment and other assets	271,831	279,255
長期投資 Long-term investments	46,307	34,938
関係会社長期投資 Investments and advances to subsidiaries and affiliates	57,196	69,915
使用済燃料再処理等積立金 Fund for reprocessing of irradiated nuclear fuel	124,968	126,918
繰延税金資産 Deferred tax assets	16,902	20,341
その他 Other	26,456	27,142
流動資産 Current assets	**73,883**	**75,030**
現金及び預金 Cash and cash equivalents	4,696	4,480
売掛金 Accounts receivable – trade	33,966	35,731
貯蔵品 Supplies	13,842	17,316
関係会社短期債権 Receivables from subsidiaries and affiliates	11,798	8,788
繰延税金資産 Deferred tax assets	6,205	4,228
その他 Other	3,373	4,484
合 計 Total	**1,380,425**	**1,364,394**

負債・純資産の部 Liabilities and net assets

百万円（millions of yen）

年度末 End of Fiscal Year	2006	2007
固定負債 Long-term liabilities	**741,667**	**818,068**
社債 Bonds	300,000	329,939
長期借入金 Long-term debt	217,187	251,669
退職給付引当金 Liability for retirement benefits	13,118	13,372
使用済燃料再処理等引当金 Provision for reprocessing of irradiated nuclear fuel	147,319	139,228
原子力発電施設解体引当金 Reserve for decommissioning of nuclear power units	61,298	71,424
資産除去債務 Asset retirement obligations	-	-
その他 Other	2,743	12,433
流動負債 Current liabilities	**283,909**	**205,650**
１年以内に期限到来の固定負債 Current portion of long-term liabilities	56,250	42,243
短期借入金 Short-term borrowings	42,000	38,000
コマーシャル・ペーパー Commercial papers	110,000	44,000
支払手形及び買掛金 Accounts payable – trade	9,496	19,135
その他 Other	66,162	62,271
渇水準備引当金 Reserve for fluctuations in water level	**938**	**-**
負債合計 Total liabilities	**1,026,515**	**1,023,718**
株主資本 Shareholders' equity	**339,895**	**332,667**
資本金 Common stock	145,551	145,551
資本剰余金 Capital surplus	35,198	35,198
利益剰余金 Retained earnings	182,875	183,012
自己株式 Treasury stock,at cost	△23,730	△31,094
評価・換算差額等 Valuation,translation adjustments and others	**14,014**	**8,008**
純資産合計 Total net assets	**353,909**	**340,676**
合 計 Total	**1,380,425**	**1,364,394**

All Right Reserved © 2016 YONDEN Shikoku Electric Power Co., Inc.

資産の部　Assets

2008	2009	2010	2011	2012	2013	2014	2015
1,268,826	**1,254,444**	**1,247,720**	**1,221,363**	**1,231,157**	**1,220,055**	**1,209,393**	**1,223,734**
822,870	818,496	805,539	777,474	758,170	736,027	717,437	714,264
5,156	4,656	4,443	4,270	3,953	3,521	3,363	2,905
375	354	379	378	323	316	385	269
35,182	24,507	12,221	19,333	22,974	30,710	43,649	80,383
126,200	131,607	127,822	138,402	140,802	139,559	141,491	134,889
279,042	274,822	297,313	281,504	304,933	309,919	303,066	291,022
33,044	29,502	43,139	43,620	51,287	54,979	61,677	52,575
75,778	80,012	78,164	73,773	76,221	88,865	92,700	91,736
126,132	125,708	125,535	121,928	116,146	110,456	104,477	97,213
22,748	26,692	33,705	25,239	43,502	34,027	31,062	31,041
21,338	12,906	16,769	16,942	17,775	21,590	13,148	18,455
78,659	**65,791**	**69,073**	**91,742**	**87,573**	**114,400**	**129,277**	**124,926**
5,410	6,023	4,920	6,764	13,407	10,399	29,462	36,027
35,056	29,261	34,400	31,287	34,490	44,081	53,073	55,497
19,156	14,966	16,761	27,822	27,274	31,357	27,522	17,967
8,389	5,922	5,557	7,948	7,138	9,867	11,947	11,213
4,787	4,072	3,978	6,728	2,605	9,823	5,518	3,413
5,859	5,546	3,455	11,191	2,656	8,870	1,753	806
1,347,486	**1,320,236**	**1,316,794**	**1,313,106**	**1,318,731**	**1,334,456**	**1,338,671**	**1,348,660**

負債・純資産の部　Liabilities and net assets

2008	2009	2010	2011	2012	2013	2014	2015
827,928	**821,252**	**847,371**	**777,220**	**863,934**	**872,137**	**886,335**	**876,480**
329,940	319,944	319,949	279,954	329,958	309,963	339,968	339,972
257,527	256,508	255,227	233,523	276,186	320,314	298,982	285,620
13,233	12,293	12,224	11,784	12,049	12,860	13,737	13,368
140,627	140,362	140,819	136,374	131,217	123,452	117,933	116,178
75,246	79,305	-	-	-	-	-	-
-	-	98,329	100,843	103,879	96,296	98,465	100,892
11,352	12,836	20,820	14,740	10,643	9,250	17,248	20,447
174,006	**177,128**	**159,545**	**251,030**	**212,720**	**190,892**	**171,199**	**192,202**
49,388	36,494	51,006	68,429	65,063	76,597	50,807	72,087
21,000	18,000	18,000	18,000	18,000	18,000	18,000	18,000
28,000	52,000	11,000	70,000	44,000	9,000	-	-
12,299	9,138	10,427	26,796	18,798	24,091	25,551	16,151
63,318	61,495	69,111	67,804	66,858	63,203	76,840	85,963
-	**-**	**-**	**1,817**	**4,231**	**2,921**	**4,560**	**7,625**
1,001,935	**998,380**	**1,006,916**	**1,030,068**	**1,080,886**	**1,065,950**	**1,062,094**	**1,076,308**
339,142	**319,078**	**311,183**	**281,650**	**229,201**	**257,189**	**256,804**	**258,711**
145,551	145,551	145,551	145,551	145,551	145,551	145,551	145,551
35,198	35,198	35,198	35,198	35,198	35,198	35,198	35,198
184,810	179,542	176,643	139,088	86,648	114,653	114,280	116,268
△26,417	△41,213	△46,209	△38,188	△38,197	△38,214	△38,225	△38,246
6,408	**2,777**	**△1,305**	**1,387**	**8,643**	**11,316**	**19,771**	**13,580**
345,551	**321,855**	**309,878**	**283,037**	**237,844**	**268,505**	**276,576**	**272,352**
1,347,486	**1,320,236**	**1,316,794**	**1,313,106**	**1,318,731**	**1,334,456**	**1,338,671**	**1,348,660**

All Right Reserved © 2016 YONDEN Shikoku Electric Power Co., Inc.

⑤【単独】損益計算書 Non-Consolidated Statements of Income

百万円（millions of yen） 年度 Fiscal Year	2006	2007
営業収益 Operating revenues	**526,111**	**556,733**
営業費用 Operating expenses	**469,817**	**507,093**
人件費 personnel expenses	47,251	59,333
燃料費 Fuel	80,358	108,217
購入電力料 Purchased power	59,568	61,810
減価償却費 Depreciation	75,216	70,249
修繕費 Maintenance	62,560	60,457
公租公課 Taxes other than income taxes	32,111	31,660
使用済燃料再処理等費 Reprocessing costs of irradiated nuclear fuel	25,988	18,426
原子力発電施設解体費 Decommissioning costs of nuclear power units	2,993	10,126
特定放射性廃棄物処分費 Disposal cost of high-level radioactive waste	3,367	3,899
その他の営業費用（附帯事業費用含） Other	80,401	82,911
営業損益 Operating income（loss）	**56,294**	**49,639**
営業外収益 Non-operating revenues	3,774	5,139
営業外費用 Non-operating expenses	19,841	15,150
支払利息 Interest expense	19,294	14,504
有価証券評価損 Losses on devaluations of investments securities	149	4
子会社事業損失 Loss on business of subsidiaries	-	-
その他の営業外費用 Other	397	641
経常損益 Ordinary income（loss）*	**40,277**	**39,628**
渇水準備金引当又は取崩し Provision for（reversal of）reserve for fluctuations in water level	318	△938
特別利益 Extraordinary income	-	-
特別損失 Extraordinary loss	-	-
税金等調整前当期純損益 Income（loss） before income taxes	39,909	40,567
法人税、住民税及び事業税 Income taxes-current	14,576	14,398
法人税等調整額 Income taxes-deferred	△526	1,917
当期純損益 Net income（loss）	**25,859**	**24,251**

*Ordinary income（loss）:Income before provision for（reversal of）reserve for fluctuations in water level,extraordinary loss, income taxes ,and minority interests（losses）in net income

All Right Reserved © 2016 YONDEN Shikoku Electric Power Co., Inc.

2008	2009	2010	2011	2012	2013	2014	2015
575,606	**492,700**	**530,745**	**541,273**	**502,293**	**566,542**	**594,543**	**588,020**
526,995	**456,954**	**477,490**	**543,485**	**560,825**	**570,550**	**572,855**	**573,320**
65,477	65,465	57,075	61,611	56,913	49,009	49,347	50,816
111,791	65,010	75,466	129,254	157,407	168,728	141,535	93,266
76,971	61,951	65,443	86,696	99,476	110,183	125,269	150,737
66,837	66,583	74,432	65,264	60,322	56,945	55,788	55,298
64,279	64,084	65,863	64,093	54,677	49,929	50,576	55,775
30,755	30,553	30,053	28,923	27,477	28,013	28,282	27,526
14,546	12,280	12,435	8,462	6,072	5,830	5,462	4,879
3,822	4,058	3,844	1,730	1,333	797	1,753	1,948
3,625	4,139	3,626	2,765	1,459	1,710	-	-
88,887	82,827	89,249	94,683	95,686	99,402	114,838	133,070
48,611	**35,745**	**53,255**	**△2,212**	**△58,532**	**△4,007**	**21,687**	**14,699**
5,160	5,131	5,164	4,825	5,263	6,119	7,953	8,601
11,818	10,704	15,606	11,171	10,228	10,229	10,236	9,958
11,349	10,157	9,880	9,613	9,482	9,903	9,946	9,056
-	38	1,925	109	9	2	18	-
-	-	2,999	-	-	-	-	-
468	508	801	1,447	737	323	271	902
41,953	**30,173**	**42,813**	**△8,557**	**△63,497**	**△8,117**	**19,404**	**13,342**
-	-	-	1,817	2,414	△1,310	1,638	3,065
-	-	-	-	-	34,203	-	-
-	-	8,811	-	-	-	-	-
41,953	30,173	34,001	△10,375	△65,912	27,396	17,765	10,277
17,184	12,101	17,818	△3,142	△2,271	△1,724	△162	△693
△2,066	△1,185	△4,622	4,400	△17,430	1,115	8,587	4,831
26,836	**19,257**	**20,805**	**△11,633**	**△46,210**	**28,005**	**9,340**	**6,139**

All Right Reserved © 2016 YONDEN Shikoku Electric Power Co., Inc.

グループ企業一覧　Affiliated Companies

百万円 (millions of yen)

	会　社　名 Name of Company	資本金 Capital	議決権の所有割合 Ownership Ratio
電気事業 Electric Utility	土佐発電(株) TOSA POWER Inc.	2,755	35.0%
情報通信 IT/Communication	㈱ＳＴNet STNet,Incorporated	10,000	100.0%
	㈱ケーブルメディア四国 Cable Media Shikoku Company, Incorporated	2,000	70.0%(19.5%) 【※1】
	ケーブルテレビ徳島㈱ Cable Television Tokushima,Incorporated	499	75.6%(0.1%)
製　造 Manufacturing	四国計測工業㈱ SHIKOKU INSTRUMENTATION CO., LTD.	480	100.0%
	テクノ・サクセス㈱ Techno-Success Company, Incorporated	50	41.0%(23.0%)
	四変テック㈱ SHIHEN TECHNICAL CORPORATION	318	15.7%
	エコ・テック㈱ Eco-Tech Company, Incorporated	10	47.4%(47.4%)
建　設 Construction	四電エンジニアリング㈱ Yonden Engineering Company, Incorporated	360	100.0%
	㈱四電技術コンサルタント Yonden Consultants Company, Incorporated	50	100.0%
	㈱四電工 YONDENKO CORPORATION	3,451	32.4%
研究開発 R&D	㈱四国総合研究所 Shikoku Research Institute Incorporated	100	100.0%
不動産 Real Estate エネルギー Energy サービス Services その他 Others	四電ビジネス㈱ Yonden Business Company, Incorporated	300	100.0%
	四電エナジーサービス㈱ Yonden Energy Service Company, Limited	50	100.0%
	㈱よんでんライフケア Yonden Life Care Company, Incorporated	40	100.0%(100.0%)
	四国航空㈱ SHIKOKU AIR SERVICE CO., LTD.	60	50.0%
	伊方サービス㈱ Ikata Service Company, Incorporated	20	90.0%(40.0%)
	㈱よんでんメディアワークス Yonden Media Works Company, Incorporated	20	85.0%
	坂出ＬＮＧ㈱ Sakaide LNG Company, Incorporated	450	70.0%
	橘火力港湾サービス㈱ Tachibana Thermal Power Port Service Company, Limited	50	50.0%(50.0%)
	三崎ウィンド・パワー㈱ MISAKI WIND POWER CO., Ltd.	30	41.0%
	㈱大川原ウインドファーム Okawara Windfarm Corporation	10	35.0%(35.0%)
	頴娃（えい）風力発電㈱ Ei Wind Power Company, Incorporated	10	100%(100.0%)
	㈱宇多津給食サービス Utazu Kyushoku Service Co., Ltd.	20	30.0%(10.0%)
	㈱徳島市高ＰＦＩサービス Tokushimaichiko PFI service Co.,Ltd.	50	15.0%(15.0%)
	SEP International Netherlands B.V.	0.2 【※2】	100%

【※1】かっこ内は間接所有割合を内数で示しています。　【※1】Figures in parentheses mean indirect ownership ratio.
【※2】単位は100万ユーロ　【※2】in millions of Euro.

All Right Reserved © 2016 YONDEN Shikoku Electric Power Co., Inc.

設立 Year of foundation	主な事業内容 Principal Business	
2003	電力の卸供給 Electricity supply business	
1984	ＦＴＴＨ等の電気通信サービス、情報システムサービス Telecommunication services（FTTH,Etc) and information system services	★
1995	有線テレビ放送、電気通信 Cable TV broadcasting and telecommunication businesses	
1987	有線テレビ放送、電気通信 Cable TV broadcasting and telecommunication businesses	
1951	自動計測器・情報伝送装置等の製造販売 Manufacture and sales of automatic gauging control, information transmission system, etc	★
1990	送配電機器の製造販売 Manufacture and sales of transmission and distribution equipment	
1946	変圧器等電気機器の製造販売 Manufacture and sales of transformer and other electric equipment	
1992	環境保護素材の開発・製造・販売 Development manufacture and sales of materials for environment preservation	
1970	電力関連設備工事の調査・設計・施工 Study,designing,engineering and maintenance of electricity related facilities	★
1982	土木建築工事の設計・施工、工事監理 planning and designing of civil works and construction,and supervision of engineering works	★
1963	電力関連設備の工事 Engineering works for power supply facilities	★
1987	電気事業等に関連する技術の研究開発 research and development on technologies related to electric utility business and other	★
1961	不動産業、広告業、サービス事業 Real estate , planning and production of advertisements,and office related services	★
1971	電気温水器・空調機器の販売・エンジニアリング Sales and engineering of electric hot water heaters and air-conditioning systems	★
2002	高齢者向け介護施設の運営 Operation of charged nursing facilities for the aged	
1956	航空業、旅行代理店業 General aviation using aircraft and helicopter,and tourist agency	
1995	地域開発、伊方発電所の管理サービス Local community development and management services of Ikata Power Station	
2001	ビデオ制作等メディア関連業務 Video production and other related services	
2004	LNG基地の建設・運営、LNGの貯蔵・払出し等 The construction and operation of LNG fuel bases; the storage and delivery of LNG	★
1998	橘湾発電所用石炭に関する港湾サービス Harbor unloading of coals imported from overseas to use at Tachibana-wan Power Station	
2004	風力発電 Wind power generation business	
2006	風力発電 Wind power generation business	
2006	風力発電 Wind power generation business	
2006	学校給食施設の運営管理等 General maintenance, servicing and management of school catering facility	
2007	徳島市立高校の校舎整備、維持管理等 Facilities and maintenance of Tokushima Municipal High School	
2011	海外事業への出資および融資（海外事業投資統括子会社） Investment and financing for overseas projects(a subsidiary company for international investments)	★

★：連結決算対象会社を示します。（このうち、四電工は持分法適用会社）
★：covered by consolidated financial statements (YONDENKO CORPORATION is accounted for by equity method.)

All Right Reserved © 2016 YONDEN Shikoku Electric Power Co., Inc.