

FACT BOOK

Fiscal 2009

For the year ended March 31,2010



四国電力株式会社
SHIKOKU ELECTRIC POWER CO.,INC.

目次 Contents

0 . 会社概要 Corporate Profile	1
. 需要および供給 Electricity Demand & Supply	2
. 販売データ Electricity Sales Data	4
. 財務データ（連結） Financial Data (Consolidated Basis)	6
. 財務データ（単独） Financial Data (Non-Consolidated Basis)	10
株式情報（連結） Stock Information (Consolidated Basis)	13
. 株式情報（単独） Stock Information (Non-Consolidated Basis)	15
【連結】貸借対照表 Consolidated Balance Sheets	18
【連結】損益計算書 Consolidated Statements of Income	20
【連結】キャッシュ・フロー計算書 Consolidated Statements of Cash Flows	22
【単独】貸借対照表 Non-Consolidated Balance Sheets	24
【単独】損益計算書 Non-Consolidated Statements of Income	26
■ グループ企業一覧 Affiliated Companies	28

(注1) 事業年度は、4月1日から翌年の3月31日。2009年度は、2009年4月1日に始まり、2010年3月31日に終了する事業年度を意味します。

(Notes1) The Company's fiscal year begins on April 1 and ends on March 31, FY(Fiscal Year)2009 dates from April 1,2009 to March 31,2010.

(注2) 旧の関係法令に準拠して作成された財務諸表は、直近の関係法令に準拠して組み替えしている。

(Notes2) Financial statements made in accordance with old applicable laws and regulations are rearranged in accordance with the latest applicable laws and regulations.

【免責事項】 Disclaimer

▶本資料のいかなる情報も、四国電力株式の購入や売却を勧誘するものではありません。

None of the information on this book intended to solicit or induce purchase or selling of the Shikoku Electric Power securities.

▶また、当社は内容に関していかなる保証をするものではありません。

Shikoku Electric Power does not make any guarantees whatever regarding the contents of this book.

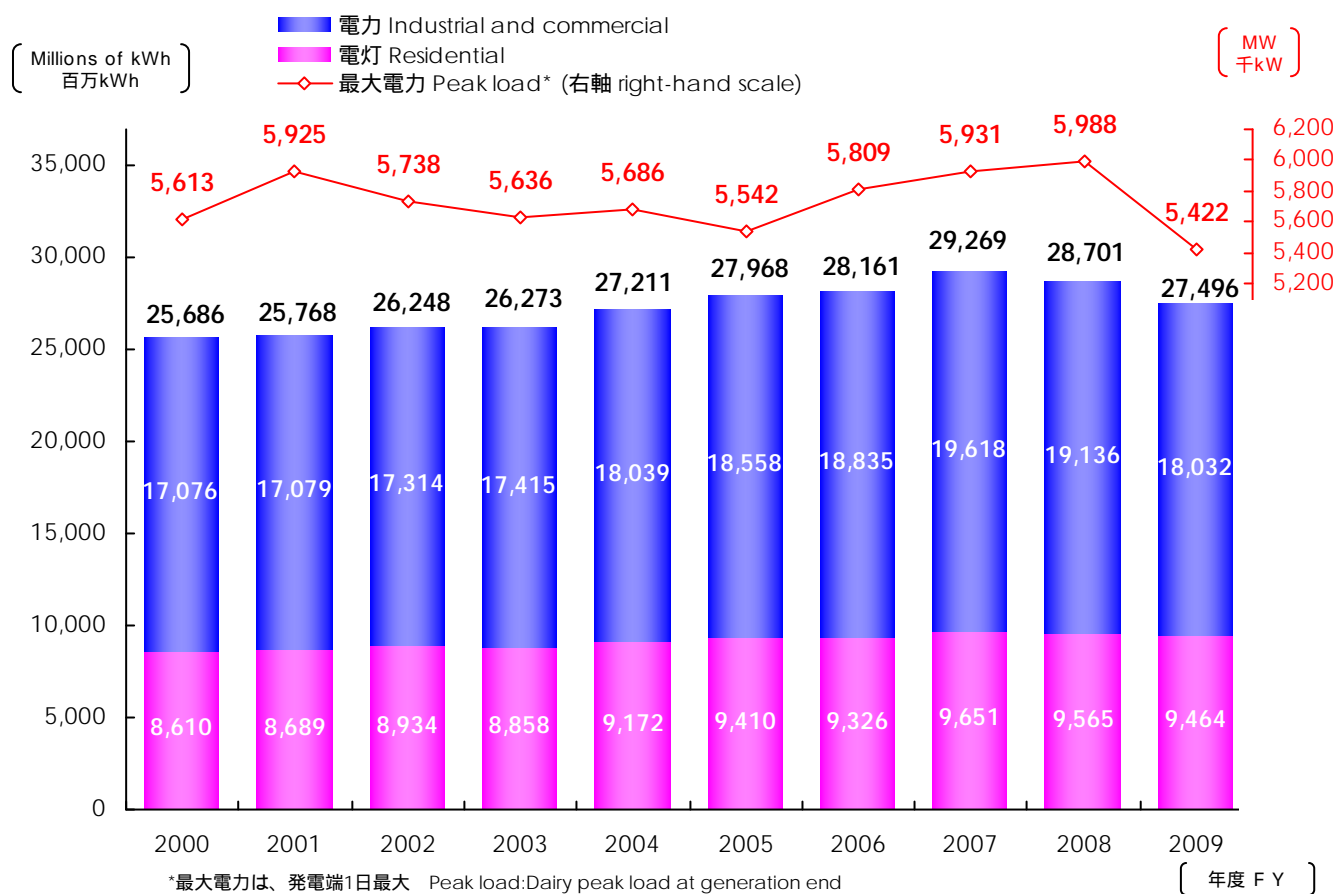
▶投資を行う際には、当社が発行する他の財務資料をご参照いただき、投資家ご自身の判断でなされるようお願いいたします。

Those wishing to invest in Shikoku Electric Power should do so on their own judgment and be sure to read other financial literature issued by the Company beforehand.

■ 商号 Name	四国電力株式会社 Shikoku Electric Power Company, Incorporated
■ 設立年月日 Date of Establishment	1951年（昭和26年）5月1日 May 1, 1951
■ 資本金 Paid in Capital	145,551 百万円 145,551 Million Yen
■ 発行済株式総数 Number of Shares Issued	233 百万株 233 Million
■ 株主数 Number of Stockholders	110,003 名 110,003 Stockholders
■ お客さま数 Number of Customers	
> 電灯 Residential	2,461 千口 2,461 thousand
> 電力 Industrial & commercial	400 千口 400 thousand
> 合計 Total	2,861 千口 2,861 thousand
■ 総販売電力量 Volume of Electricity Sold	30,942 百万kWh 30,942 million kWh
■ 発電設備 Electric Power Generating Facilities	
> 水力 Hydro	1,141 千kW 1,141 MW
> 火力 Thermal	3,501 千kW 3,501 MW
> 原子力 Nuclear	2,022 千kW 2,022 MW
> 合計 Total	6,665 千kW 6,665 MW
■ 送変電設備 Transmission and Substation Facilities	
> 送電線 Transmission Lines	3,388 km (こう長) 3,388 km (Route Length)
> 変電所 Substation	20,014 千kVA 20,014 thousand kVA
■ 問い合わせ先 Contact us	E-mail : ir@yonden.co.jp

2010年3月末現在 As of March 31,2010

販売電力量と最大電力 Electricity Sales & Peak Load

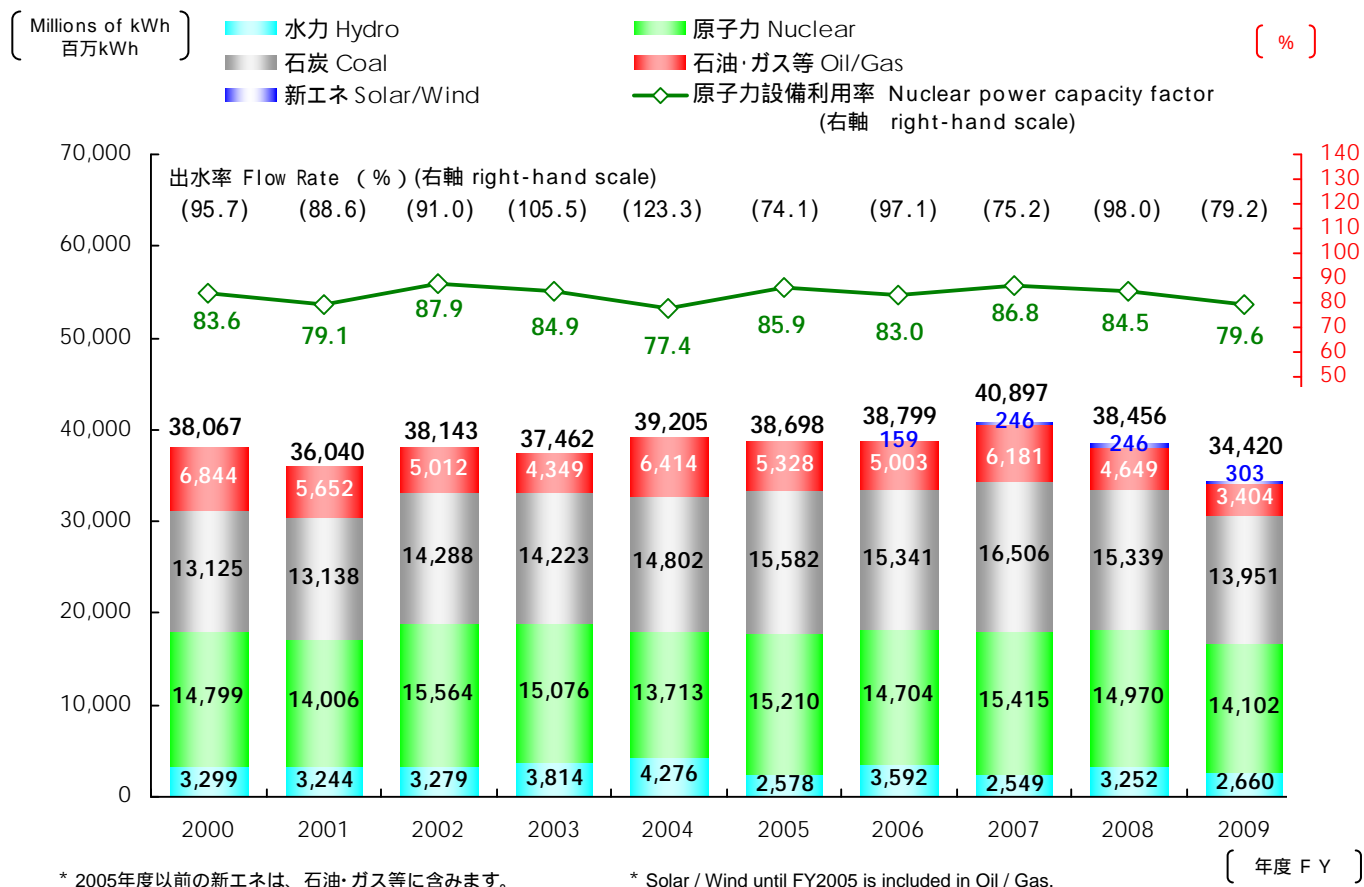


大口電力産業別販売電力量 Electricity Sales to Large-scale Industrial Customers by Segment

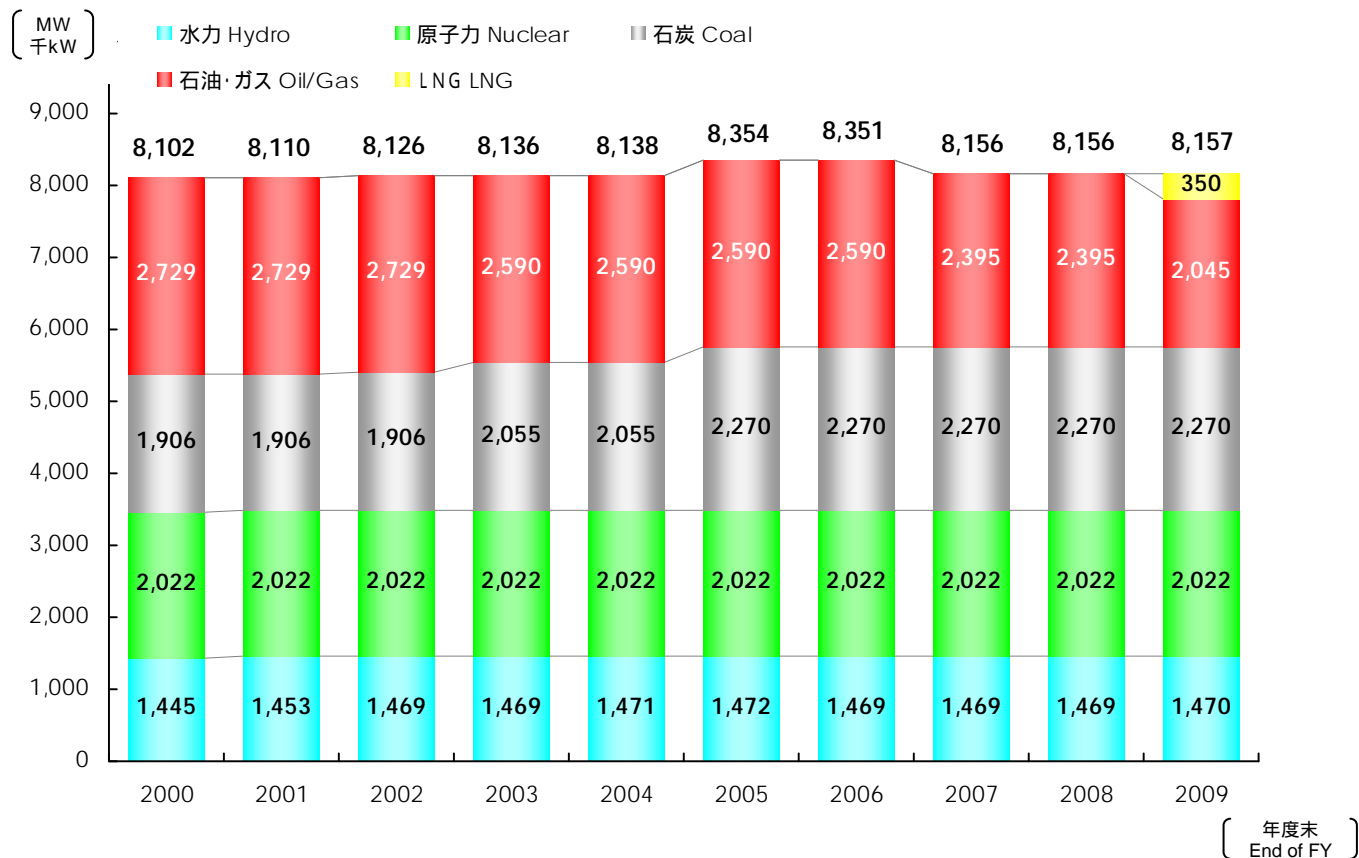
年度 FY	2000	2001	2002	2003	2004	2005	2006	2007	2008	2009
鉱業 Mining	47	45	42	40	39	46	49	55	51	46
製造業 Manufacturing industry										
化学工業 Chemicals	1,491	1,464	1,437	1,475	1,552	1,644	1,723	1,726	1,602	1,150
機械 Machinery	1,374	1,352	1,398	1,431	1,537	1,618	1,684	1,771	1,720	1,653
紙・パルプ Paper/Pulp	1,229	1,173	1,236	1,240	1,261	1,377	1,480	1,859	1,796	1,480
鉄鋼 Steel	860	889	878	926	945	952	908	927	936	814
食料品 Food	354	377	377	395	401	415	463	486	495	476
石油・石炭 Oil/Coal	324	324	321	330	337	328	362	411	433	383
繊維 Textiles	198	176	165	157	154	155	160	152	127	315
ゴム Rubber	45	43	43	43	42	42	51	60	58	55
窯業・土石 Glass/Cement	45	44	39	38	33	20	21	19	19	17
その他 Other	487	485	485	484	507	539	576	604	579	588
小計 Sub total	6,407	6,327	6,379	6,519	6,769	7,090	7,428	8,015	7,765	6,931
鉱工業計 Total	6,454	6,372	6,421	6,559	6,808	7,136	7,477	8,070	7,816	6,977
その他 Others	542	574	597	613	631	646	661	626	618	605
合計 Grand total	6,996	6,946	7,018	7,172	7,439	7,782	8,138	8,696	8,434	7,582

「繊維」のうちの「化学繊維」は、2008年度までは「化学工業」に含みます。 Chemical fiber in Textiles is included in Chemicals until FY2008.

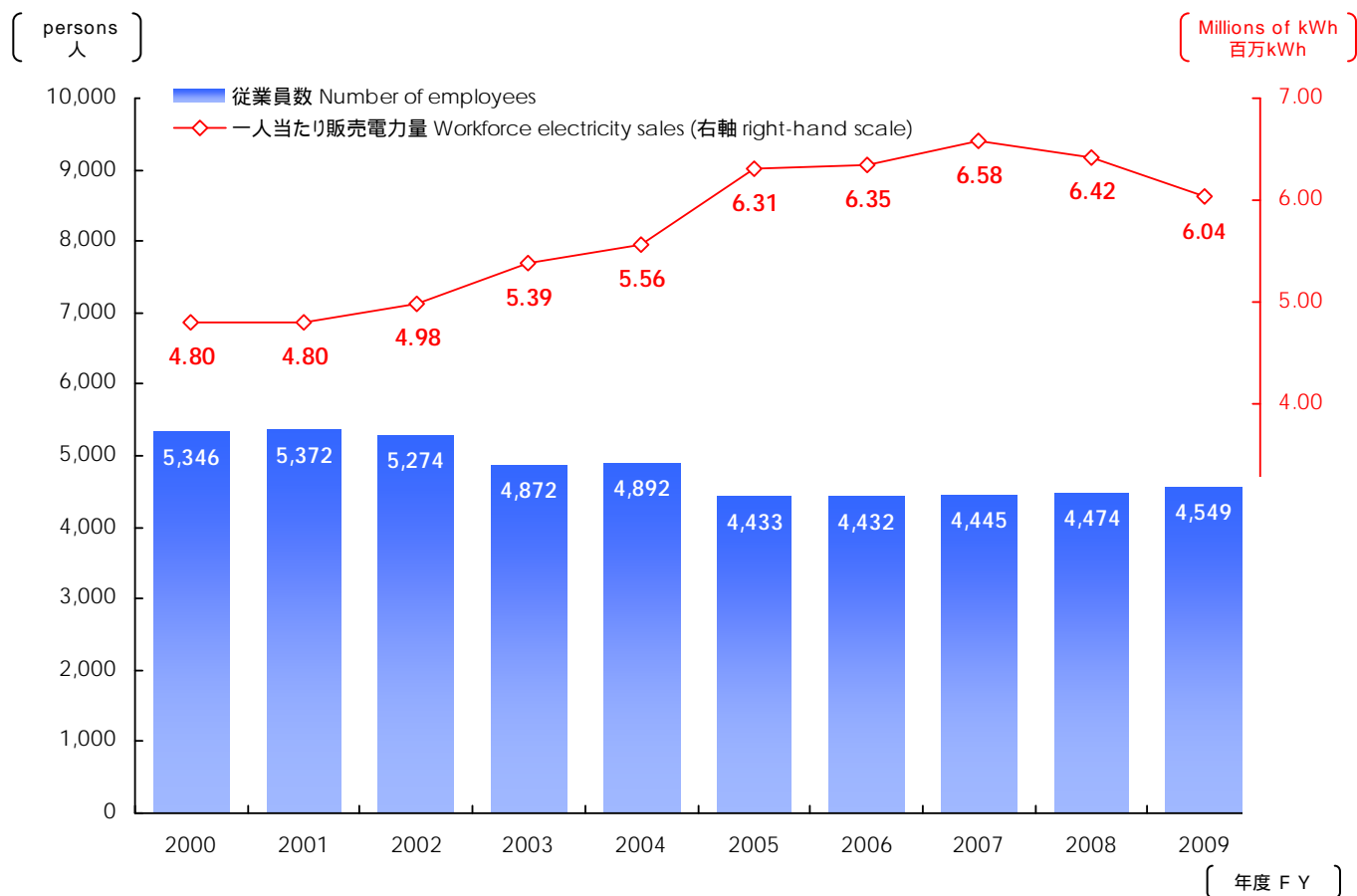
発受電電力量・原子力設備利用率・出水率 Electricity Supplied, Nuclear Power Capacity Factor & Flow Rate



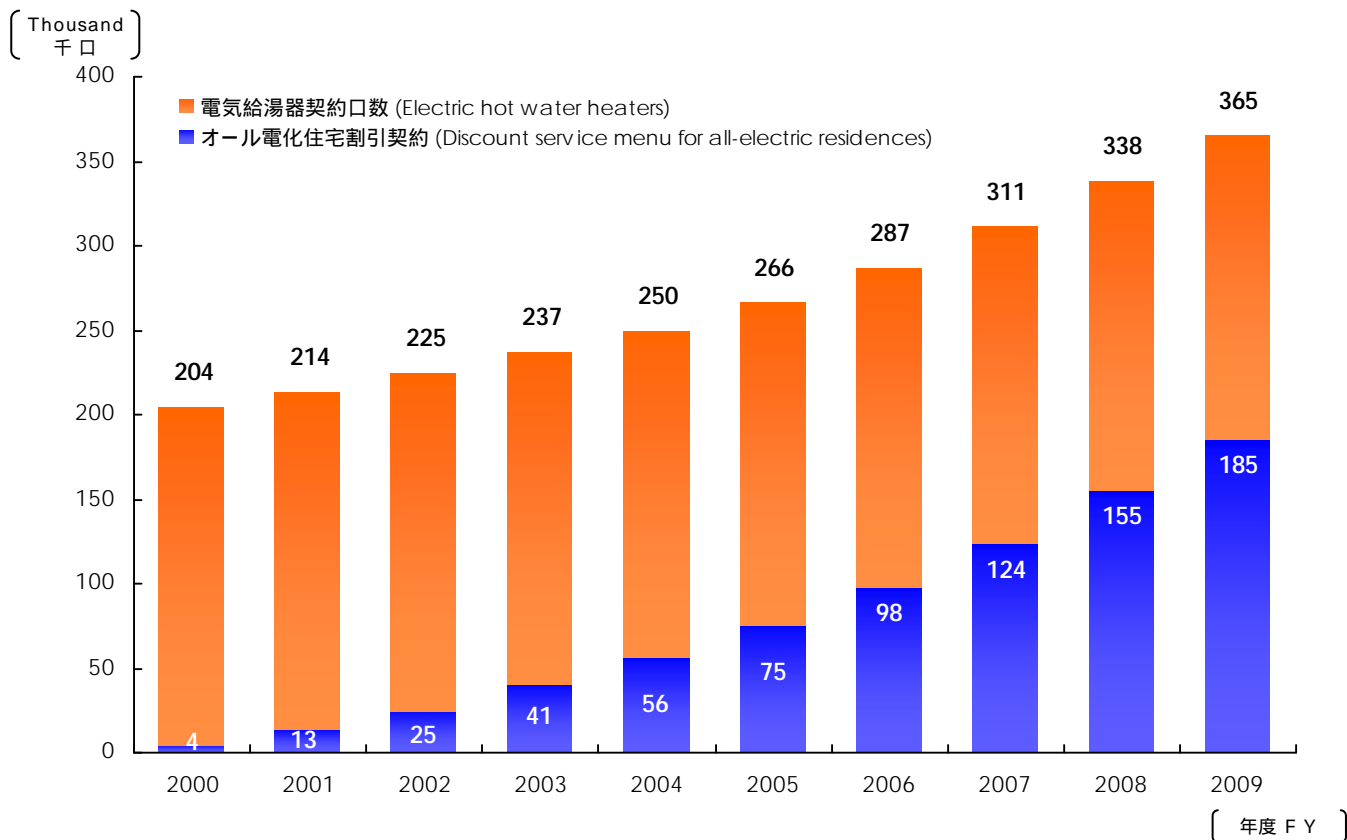
発電設備（受電含み） Generating Capacity (include output from other utilities)



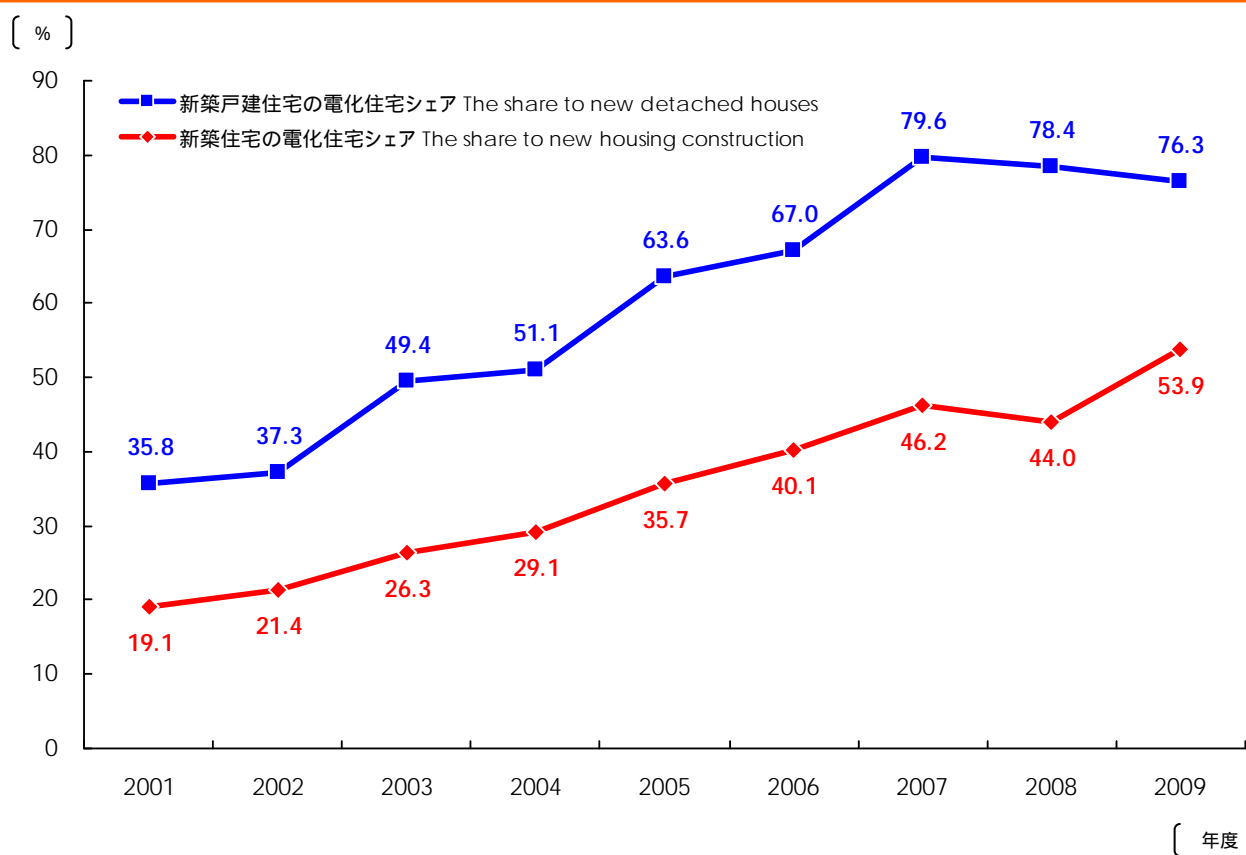
従業員数と一人当たり販売電力量 Number of Employees & Workforce Electricity Sales



電気給湯器/オール電化住宅割引契約口数 Number of Customers (Electric Hot Water Heaters/Discount Service Menu for All-electric Residences)



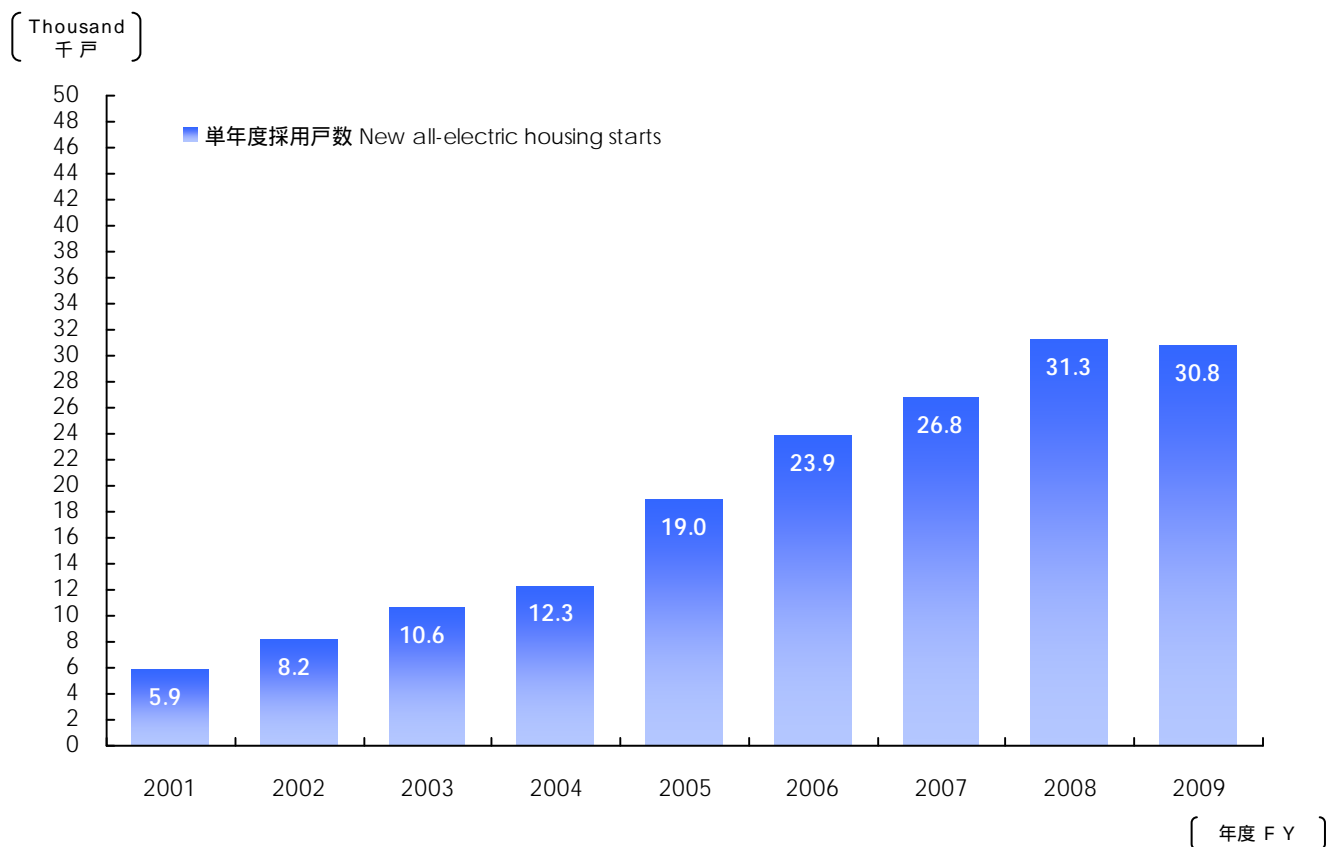
新築電化住宅シェア The Share of All-electric Housing to New Housing Construction



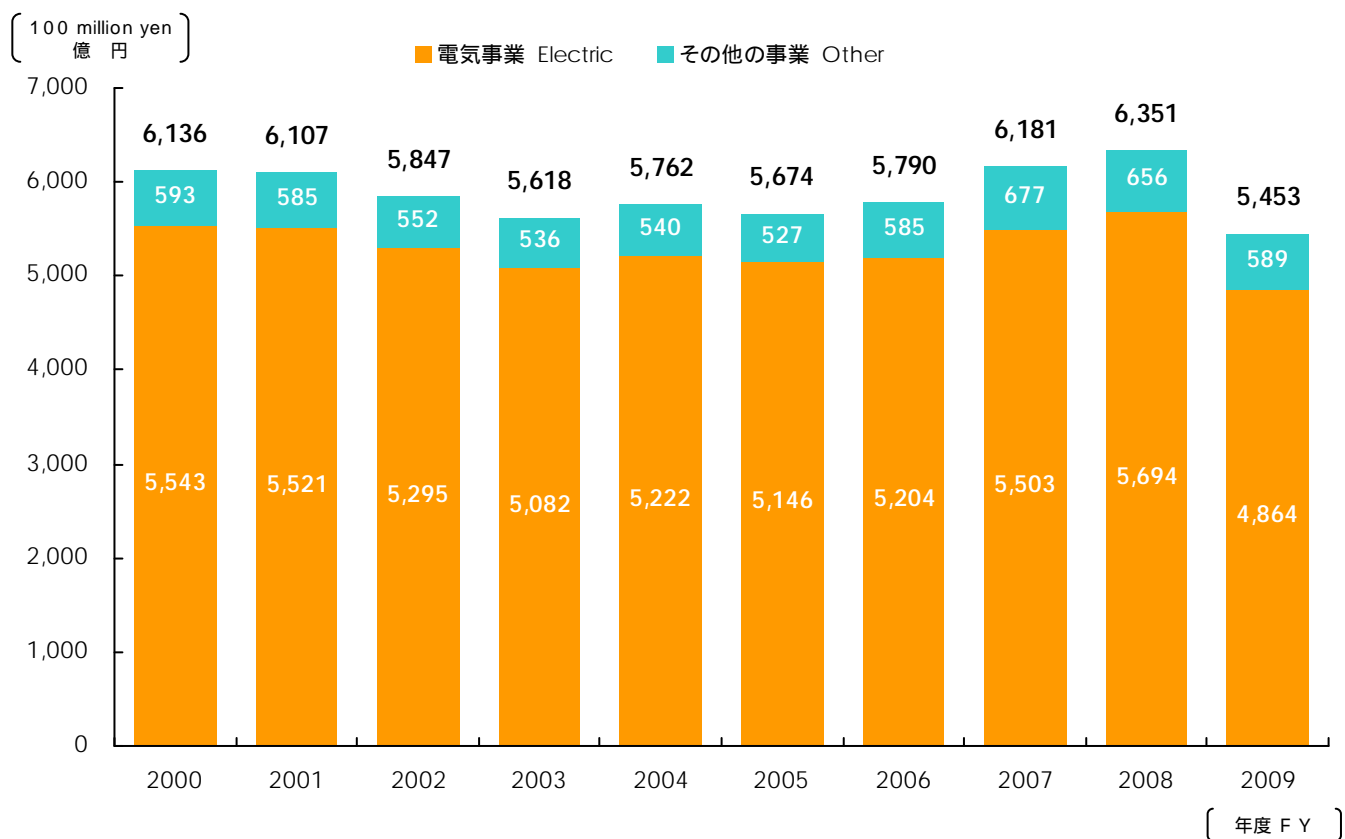
* 2009年度の値は、2010年2月末時点のものです。

* The share in FY2009 is at the end of February in 2010.

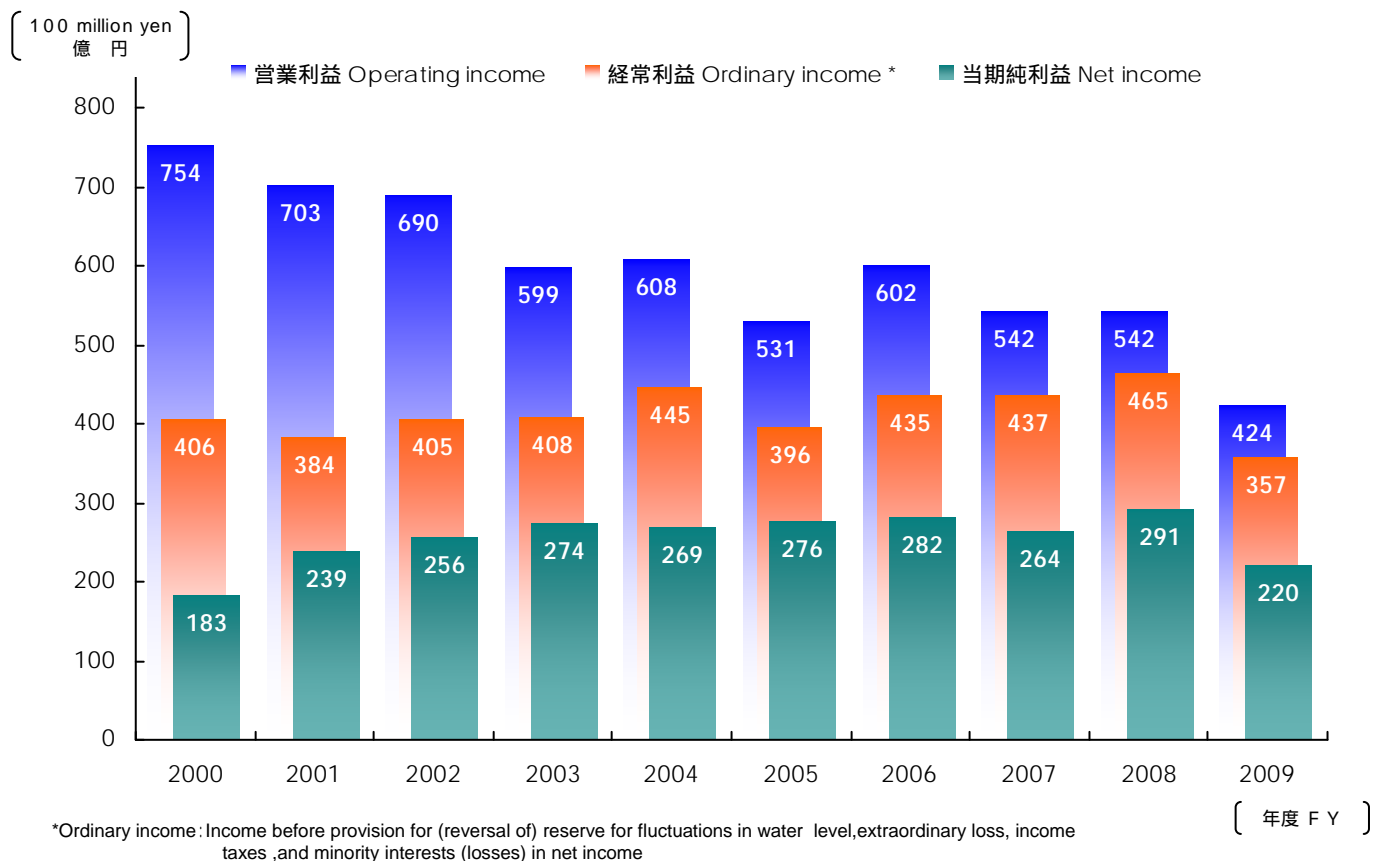
電化住宅採用戶数 Number of All-electric Housing Construction



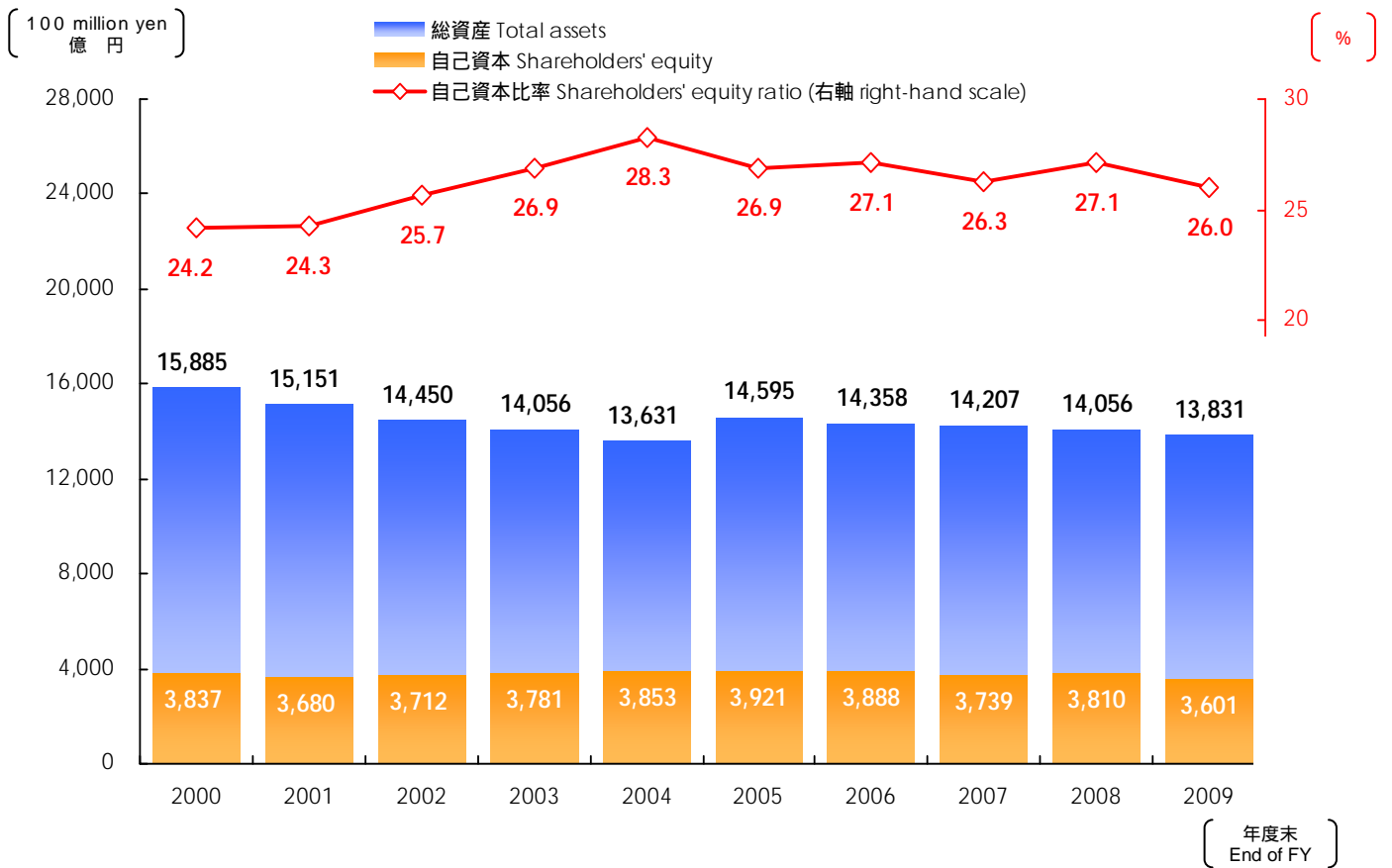
売上高 Operating Revenues



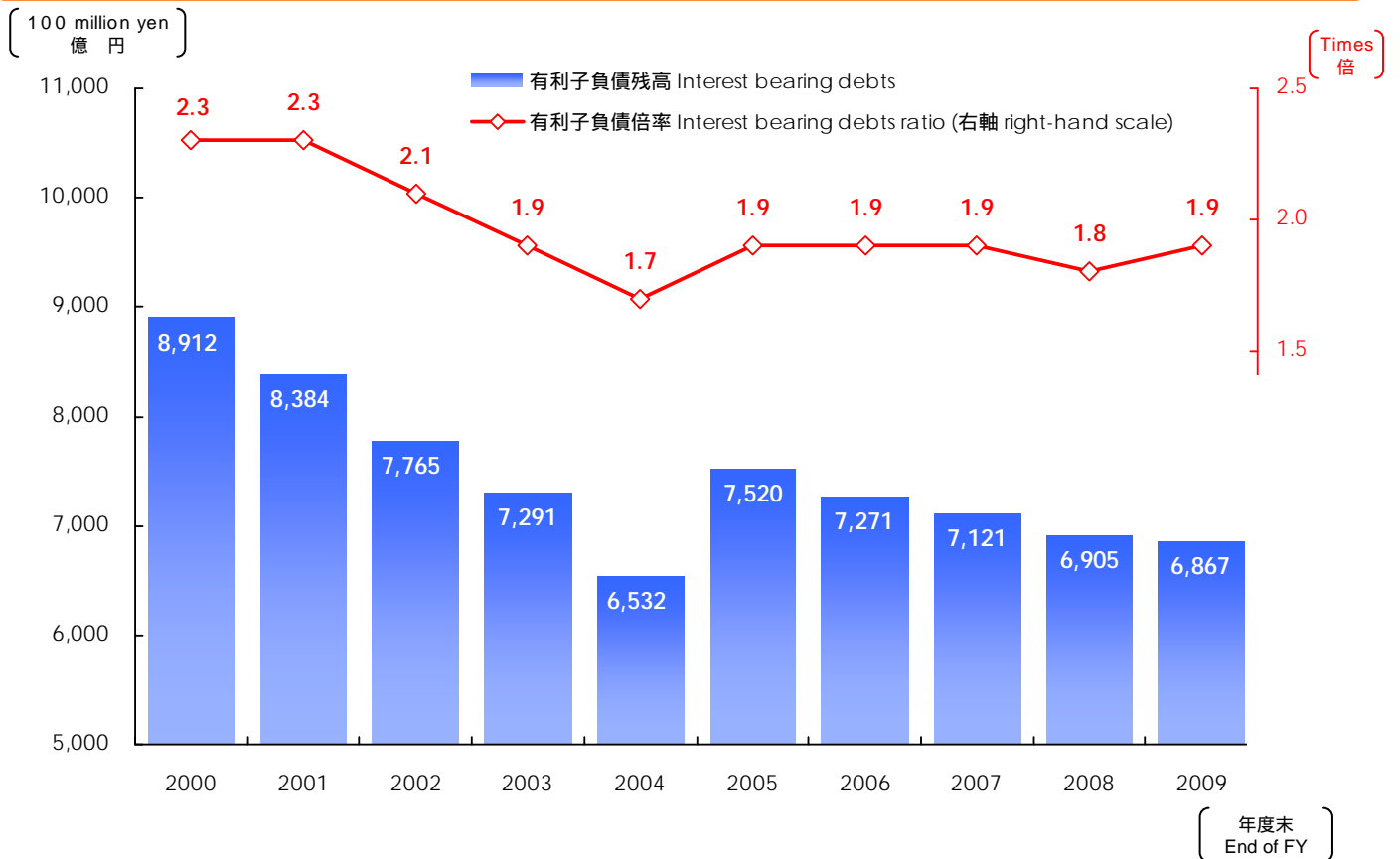
営業利益・経常利益・当期純利益 Operating Income, Ordinary Income & Net Income



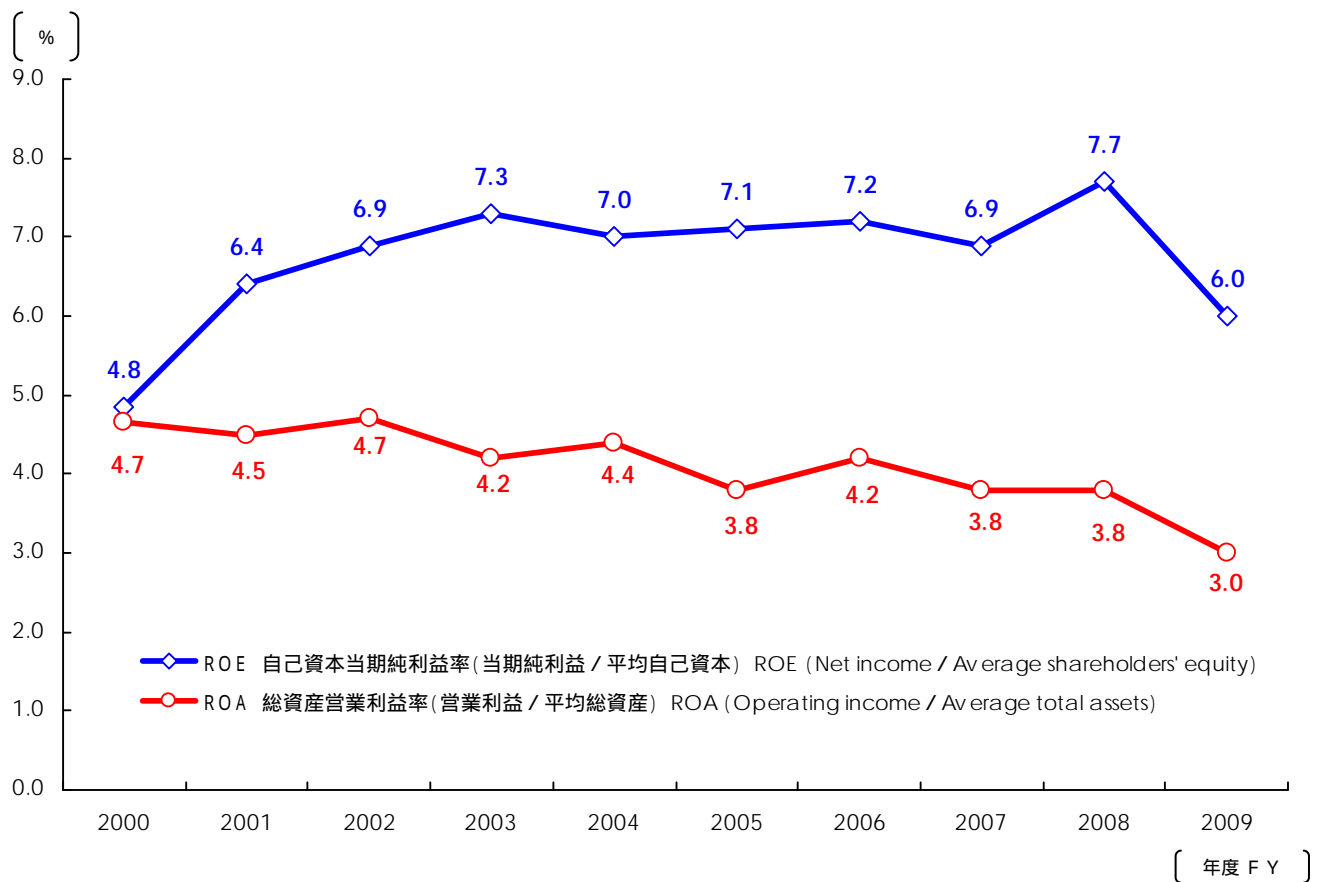
総資産・自己資本・自己資本比率 Total Assets, Shareholders' Equity & Shareholders' Equity Ratio



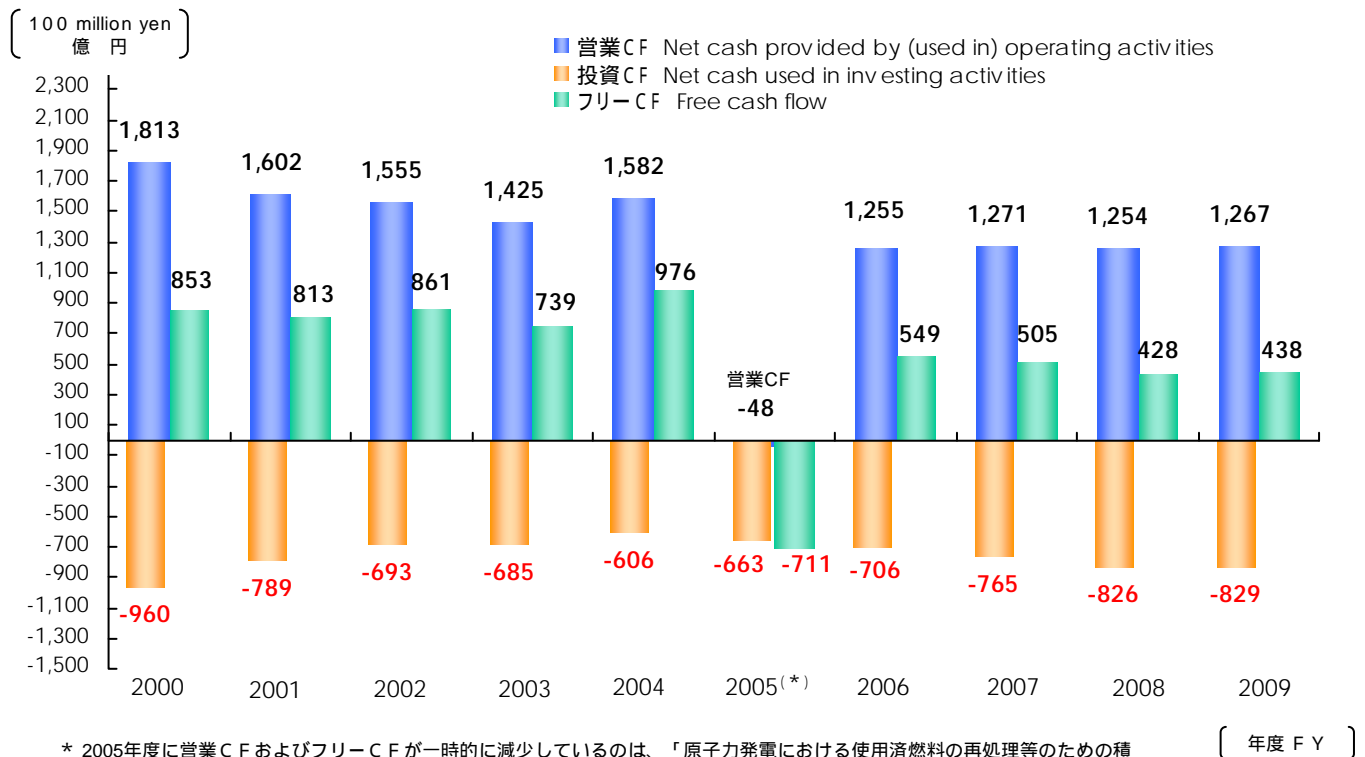
有利子負債残高と有利子負債倍率 Interest Bearing Debts & Interest Bearing Debt Ratio



総資産営業利益率と自己資本当期純利益率 ROA & ROE



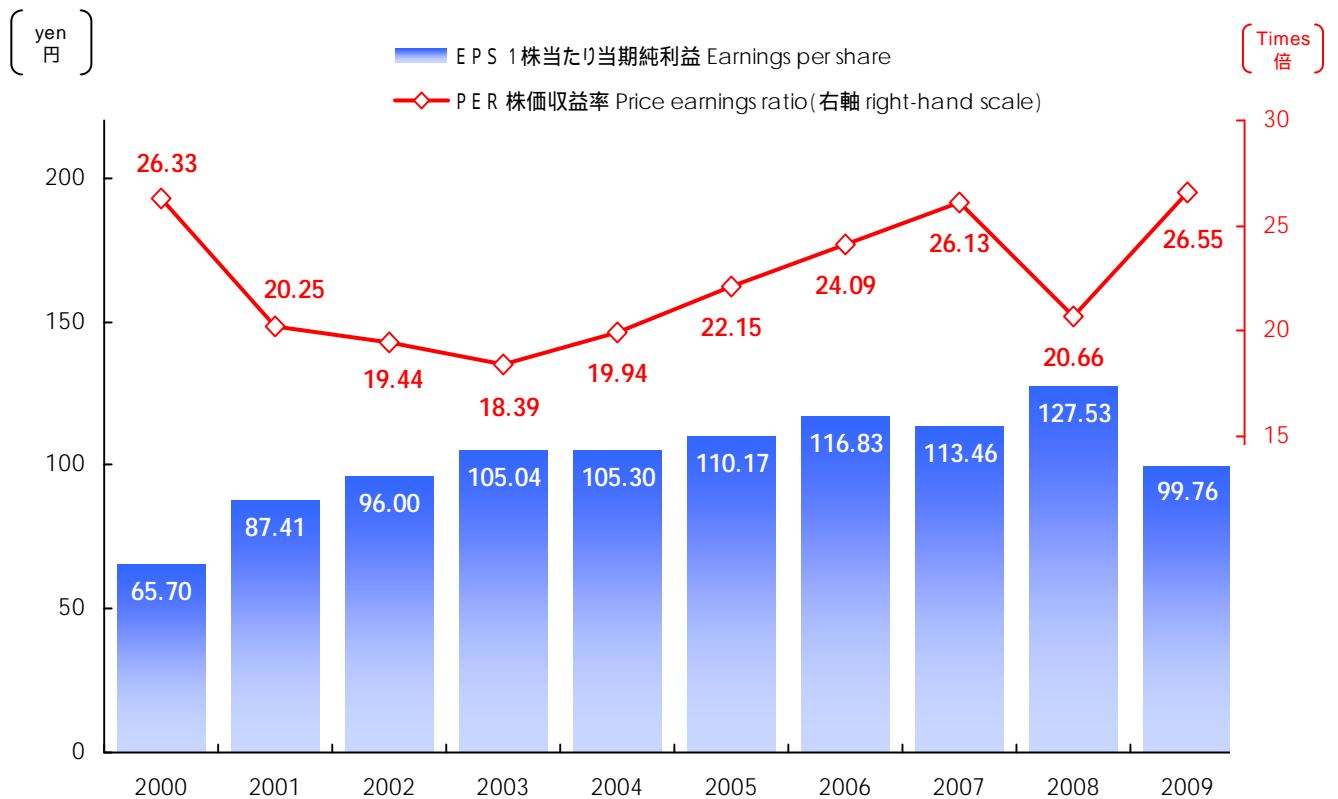
キャッシュ・フロー Cash Flows



* 2005年度に営業CFおよびフリーCFが一時的に減少しているのは、「原子力発電における使用済燃料の再処理等のための積立金の積立て及び管理に関する法律」の施行に伴い、1,300億円程度を外部に積み立てたという特殊要因によるものです。

* The enactment of the Law on the Creation and Management of Reserve Funds for the Reprocessing of Spent Fuel at Nuclear Power Stations has caused a temporary dip in Cash Flows from Operating activities and Free Cash Flow in FY2005, a special factor that has prompted the company to fund approximately ¥130 billion externally.

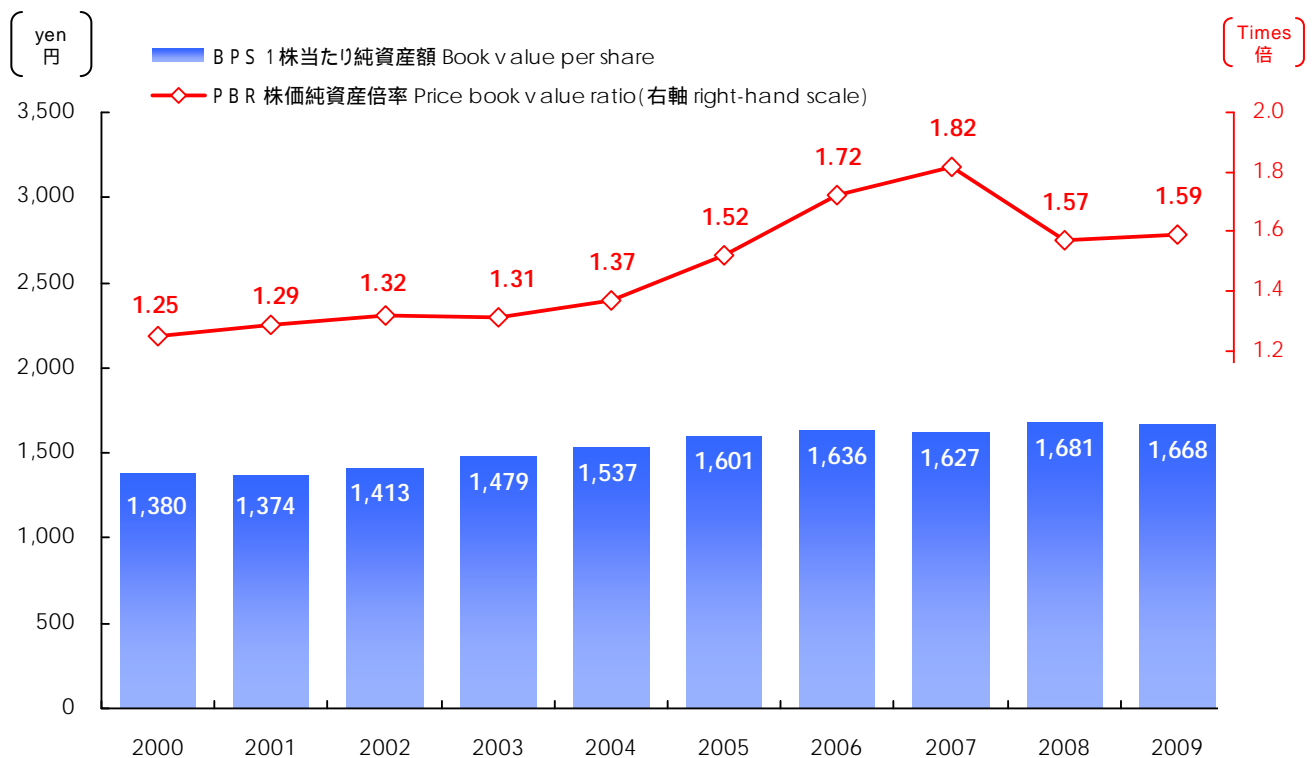
1 株当たり当期純利益と株価収益率 EPS & PER



注: PERは各年度末の終値で算出
 Note: PER is calculated from the closing price at the end of each fiscal year.

[年度 F Y]

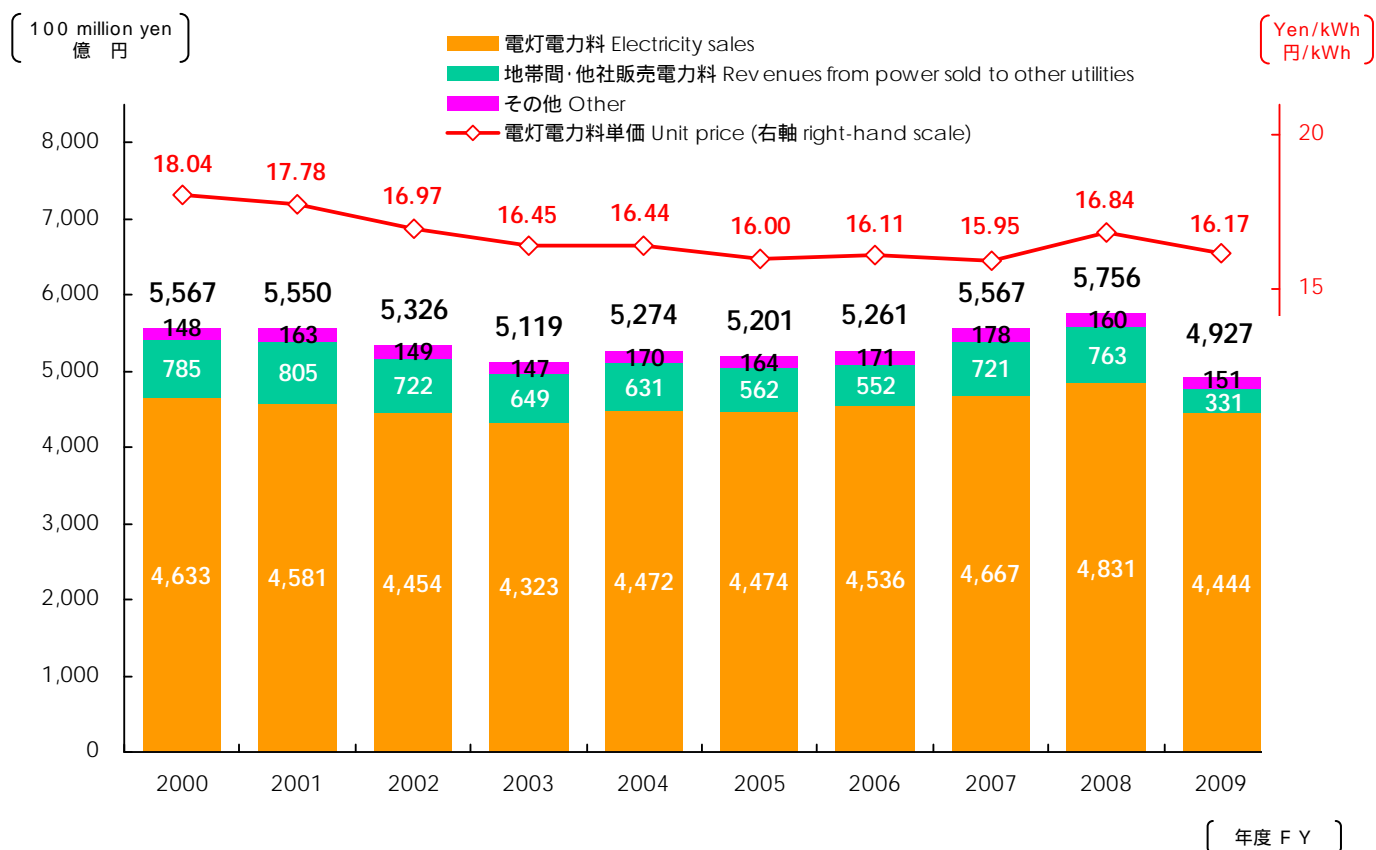
1 株当たり純資産額と株価純資産倍率 BPS & PBR



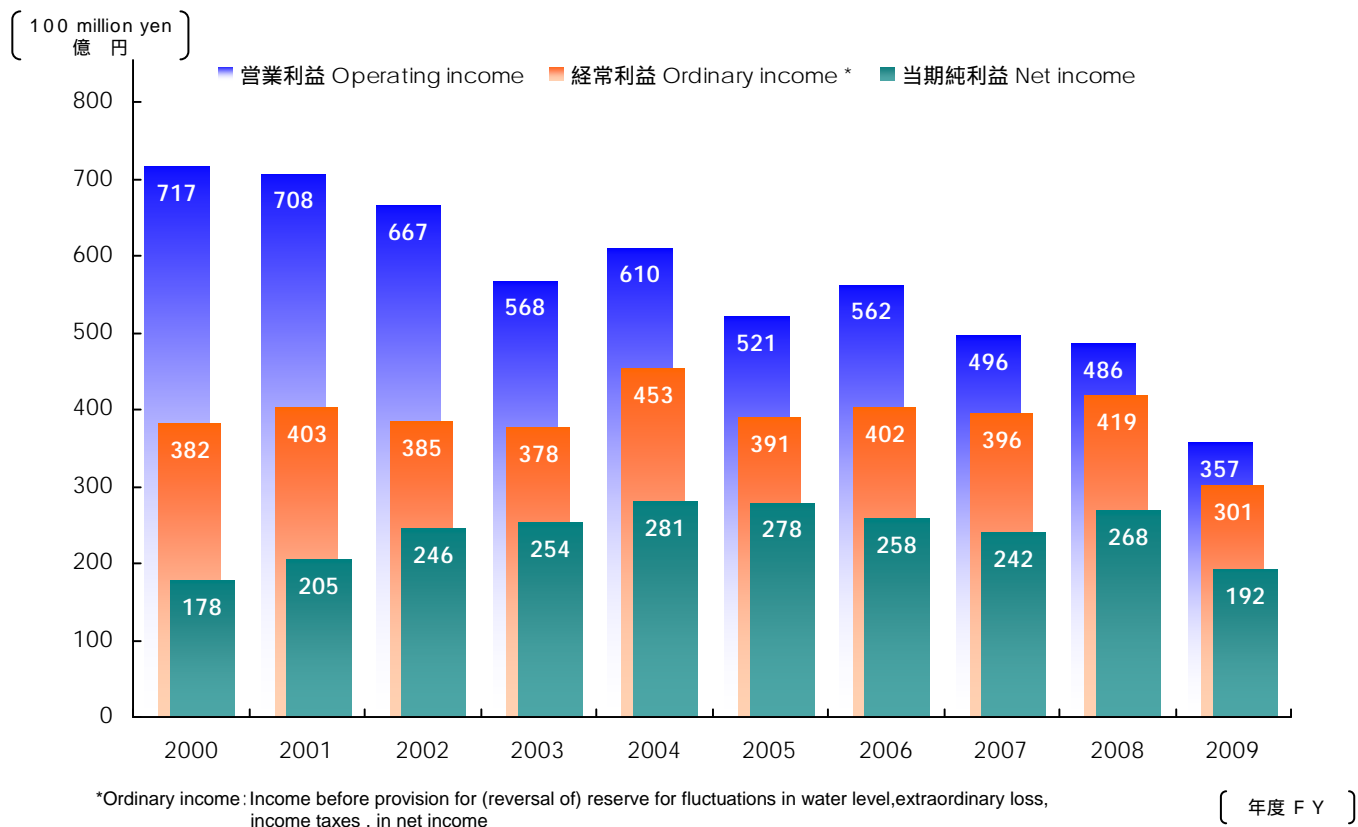
注: PBRは各年度末の終値で算出
 Note: PBR is calculated from the closing price at the end of each fiscal year.

[年度 F Y]

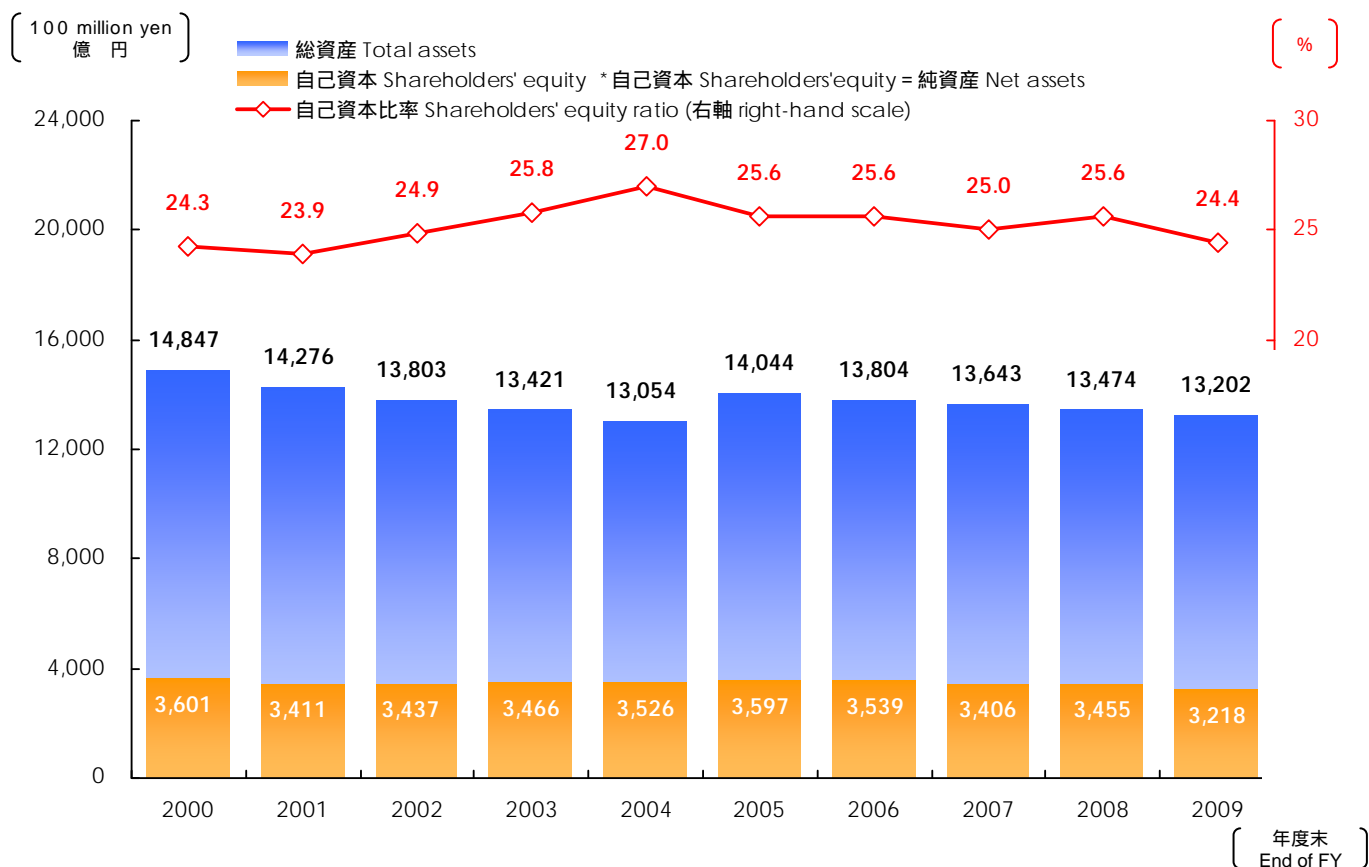
売上高 Operating Revenues



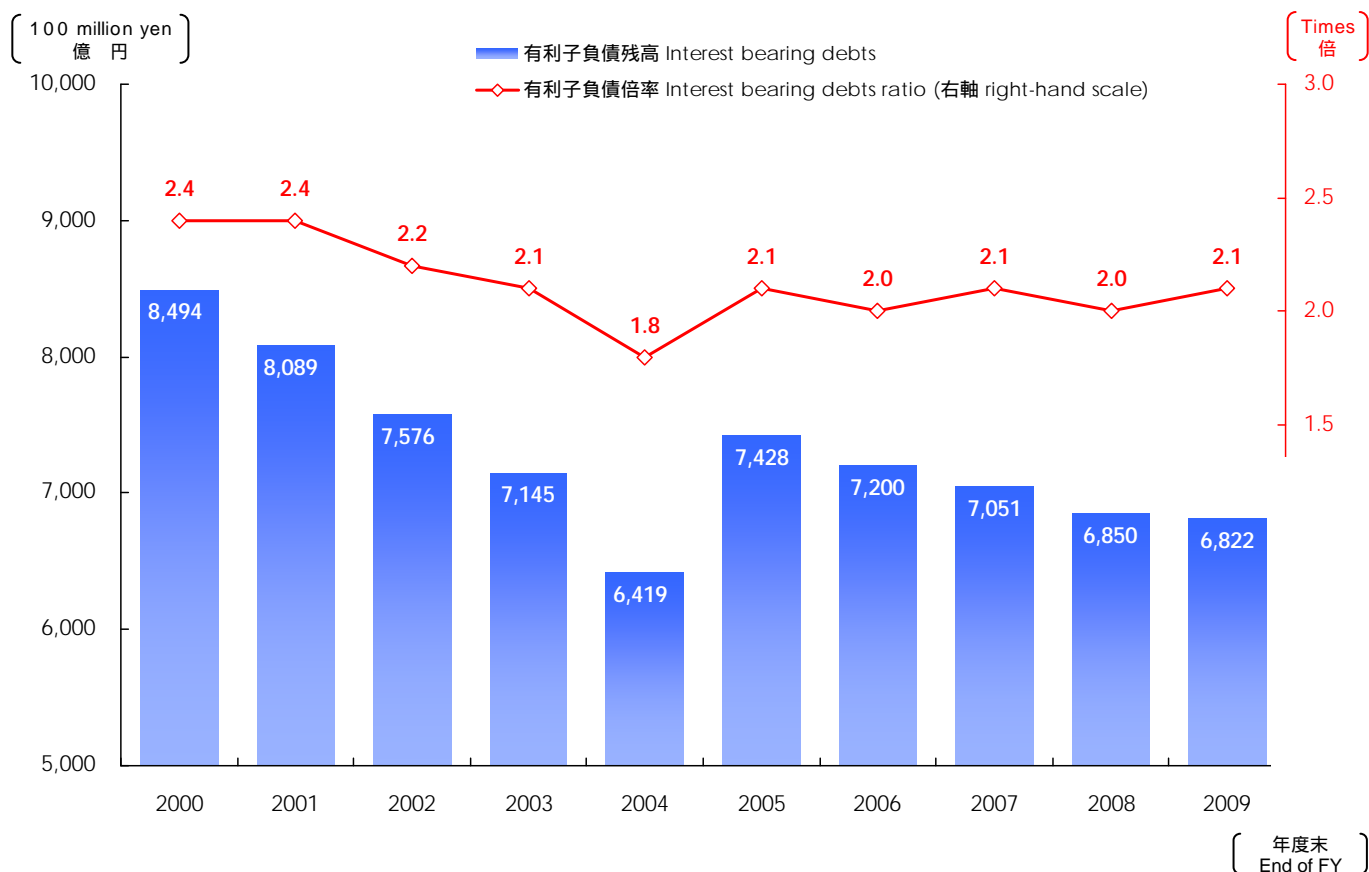
営業利益・経常利益・当期純利益 Operating Income, Ordinary Income & Net Income



総資産・自己資本・自己資本比率 Total Assets, Shareholders' Equity & Shareholders' Equity Ratio

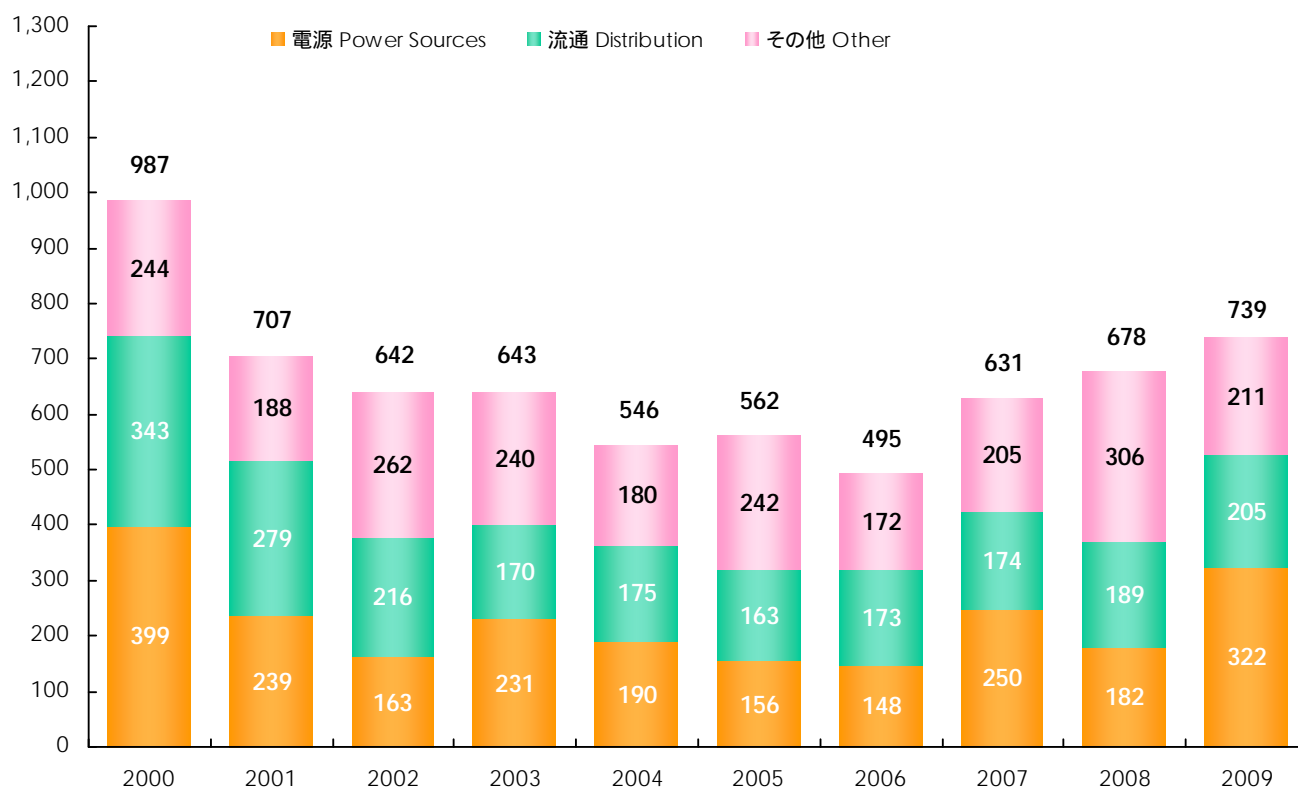


有利子負債残高と有利子負債倍率 Interest Bearing Debts & Interest Bearing Debt Ratio



設備工事費 (設備投資) Plant and Equipment Expenditures

[100 million yen
億 円]

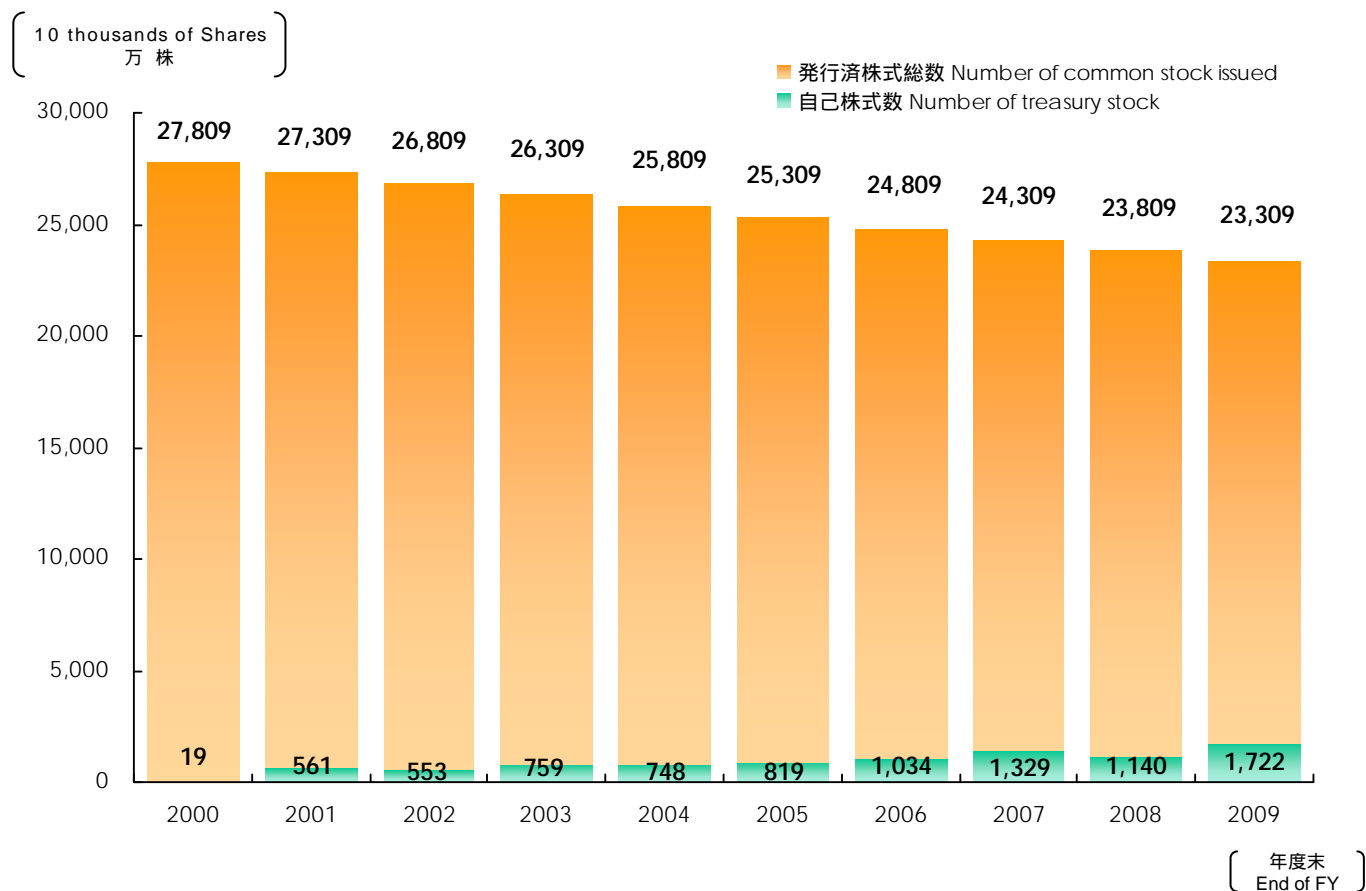


格付取得状況 Credit Ratings

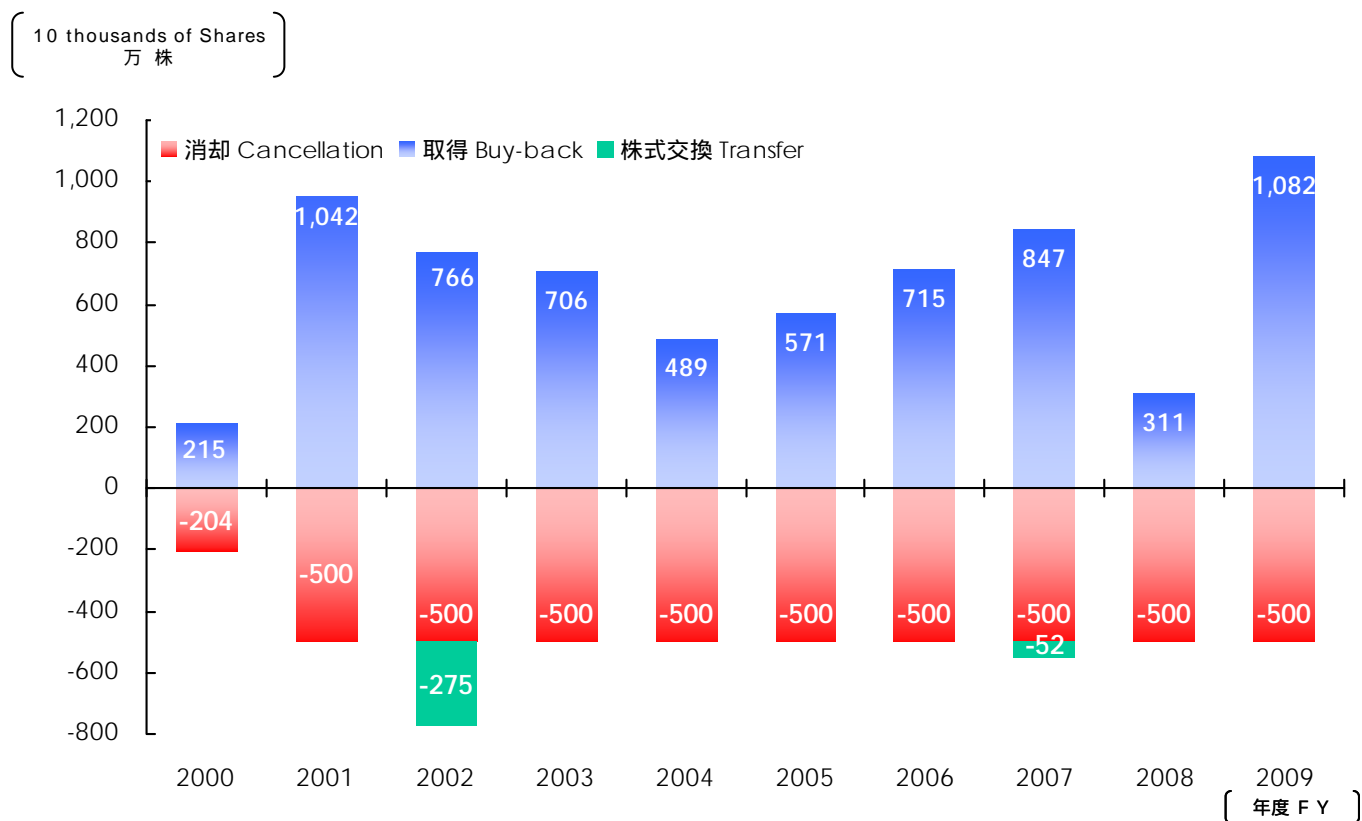
	長期格付 Long-Term Debts	短期格付 Short-Term Debts
スタンダード・アンド・プアーズ Standard & Poor's	AA (最高ランクから3番目) (Third grade)	A-1+ (最高ランク) (Top grade)
格付投資情報センター Rating and Investment Information	AA+ (最高ランクから2番目) (Second grade)	a-1+ (最高ランク) (Top grade)
日本格付研究所 Japan Credit Rating Agency	AAAp (最高ランク) (Top grade)	-

2010年4月現在 As of April 2010

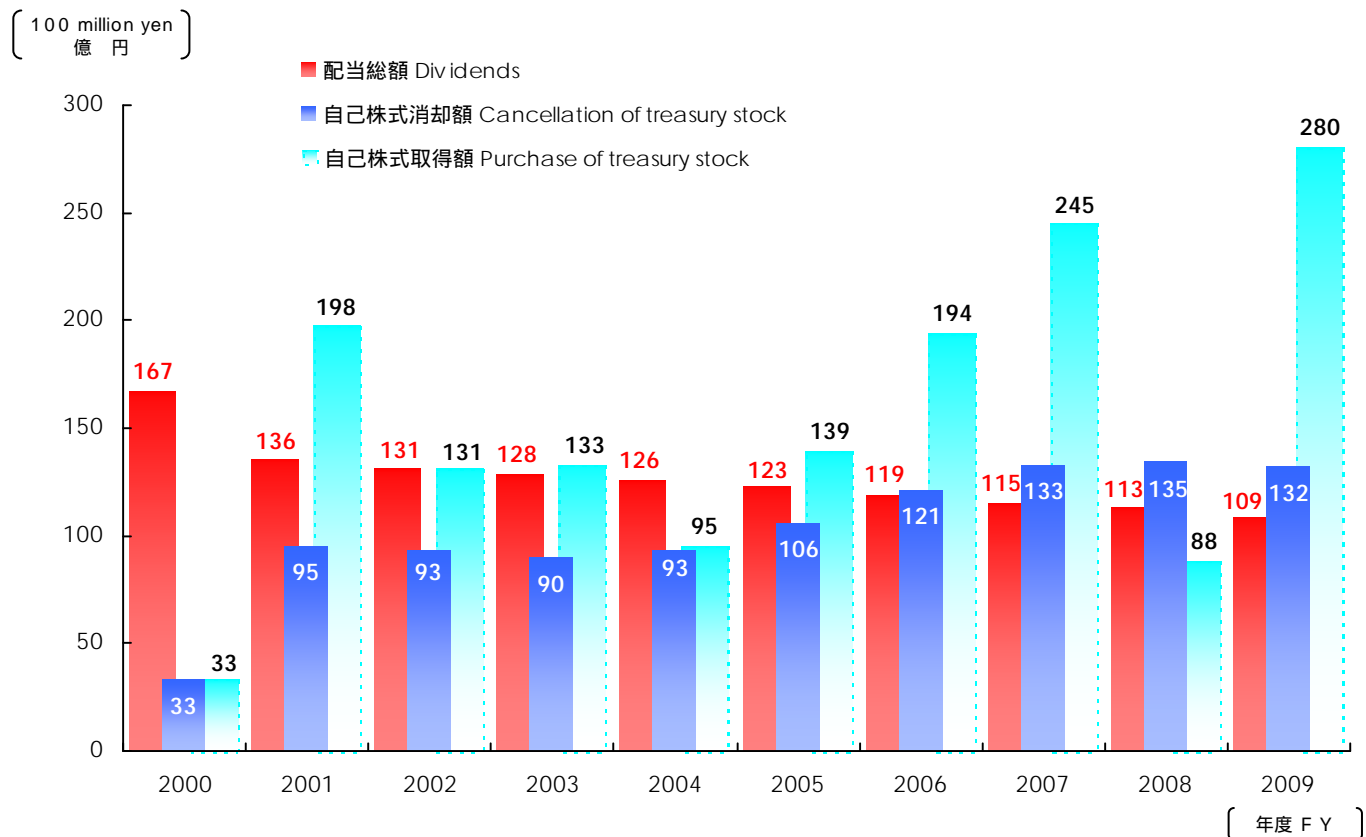
発行済株式数 Number of Common Stock



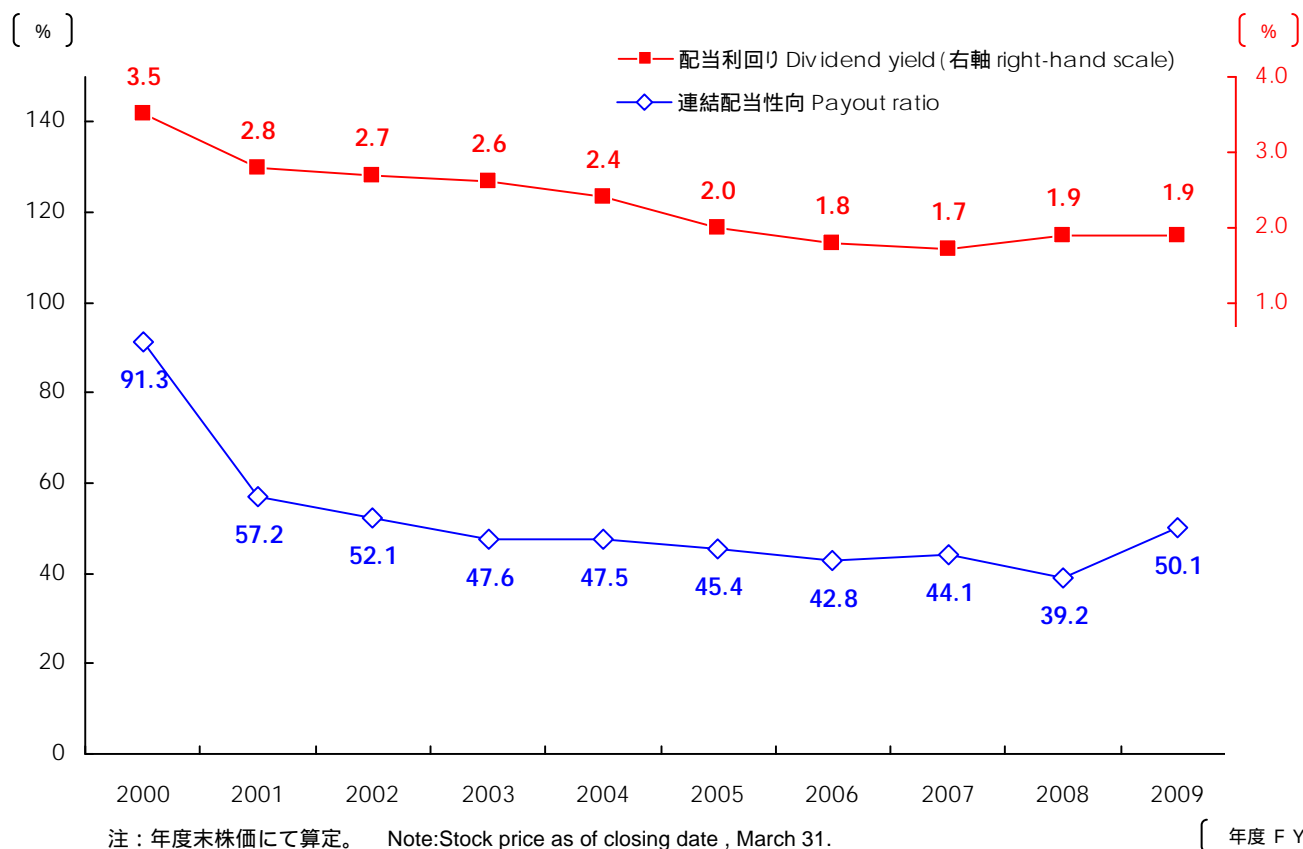
自己株式の取得・活用 Buy-back & Cancellation of Treasury Stock



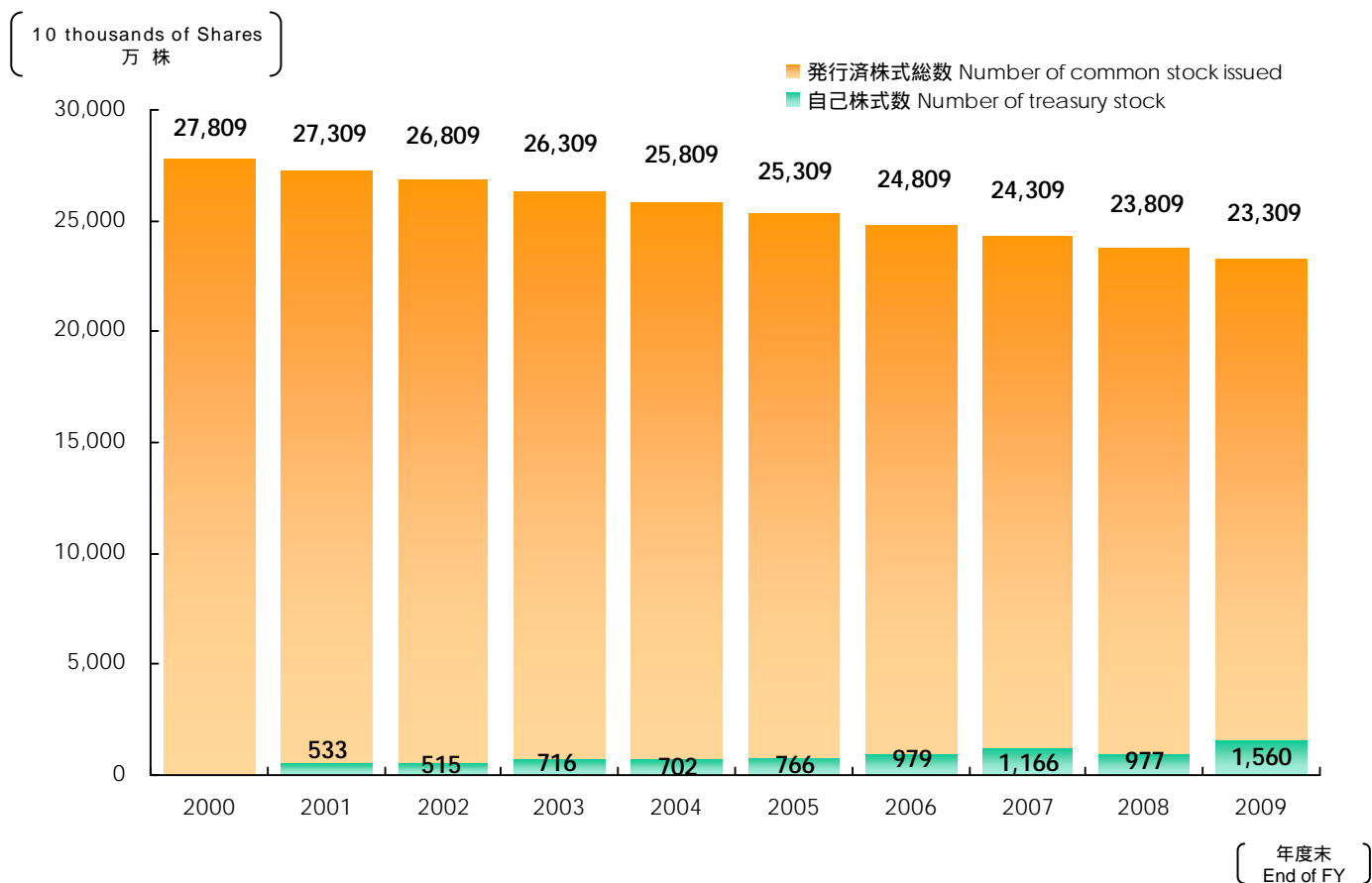
配当総額・自己株式取得額・自己株式消却額
Dividends, Purchase of Treasury Stock & Cancellation of Treasury Stock



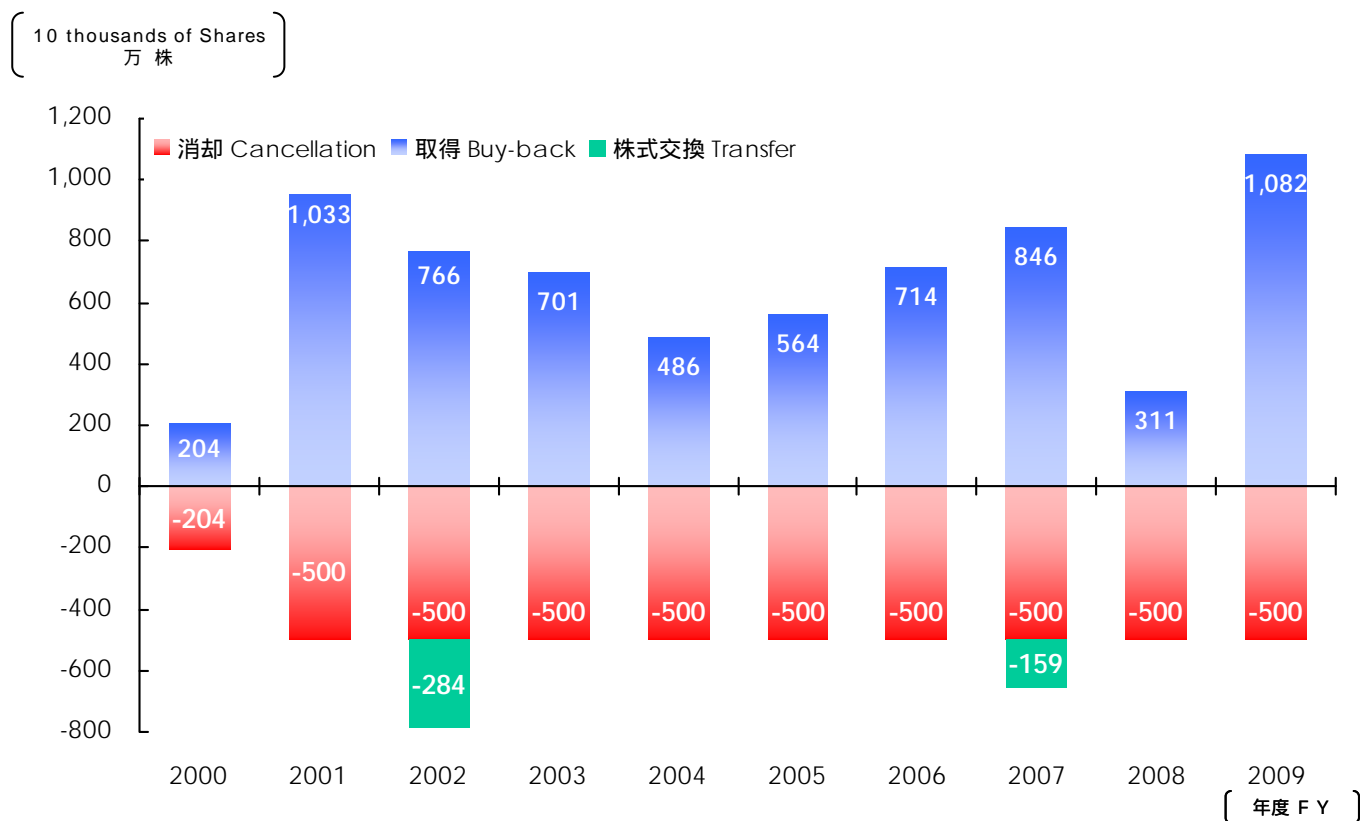
配当性向、配当利回り Payout Ratio(Consolidated Basis) & Dividend Yield



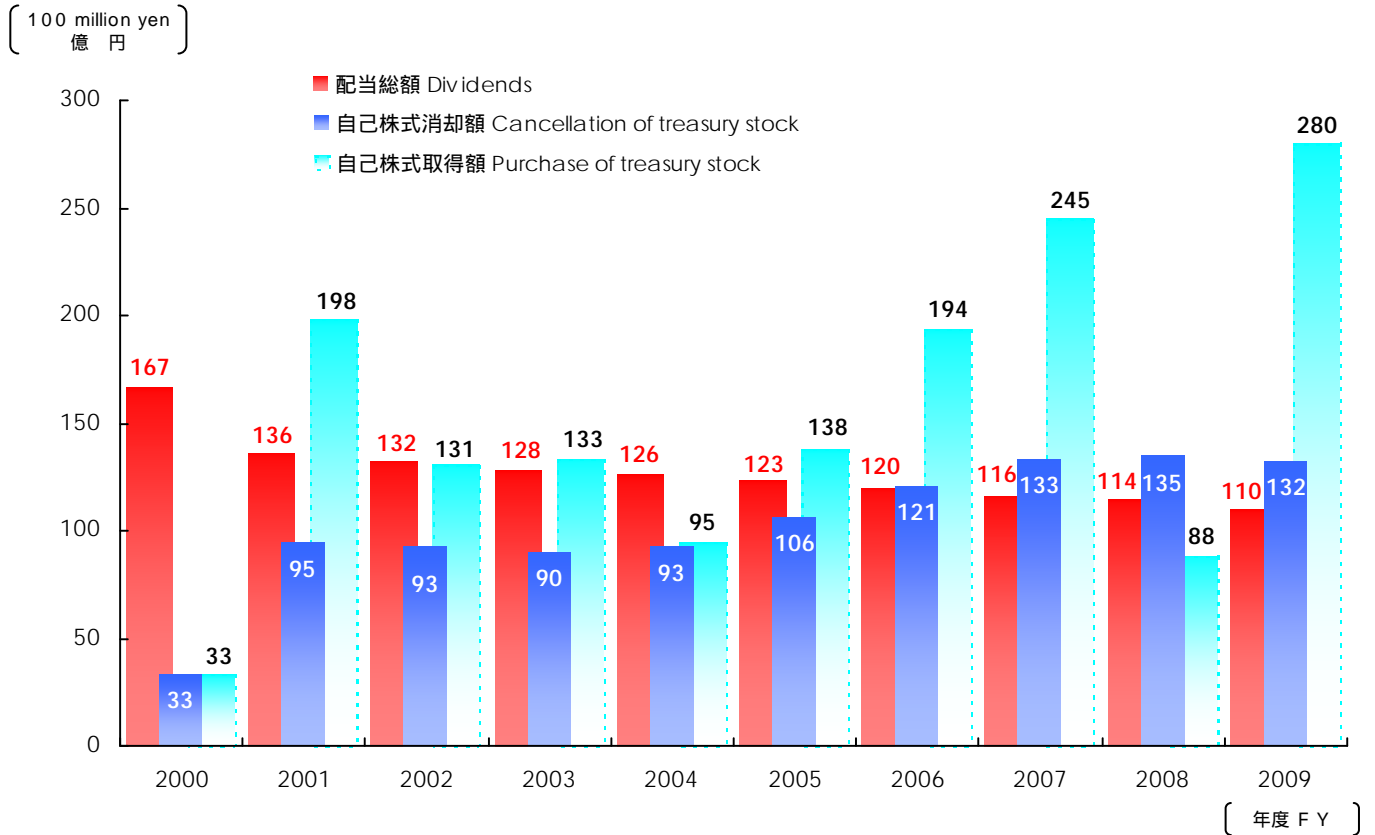
発行済株式数 Number of Common Stock



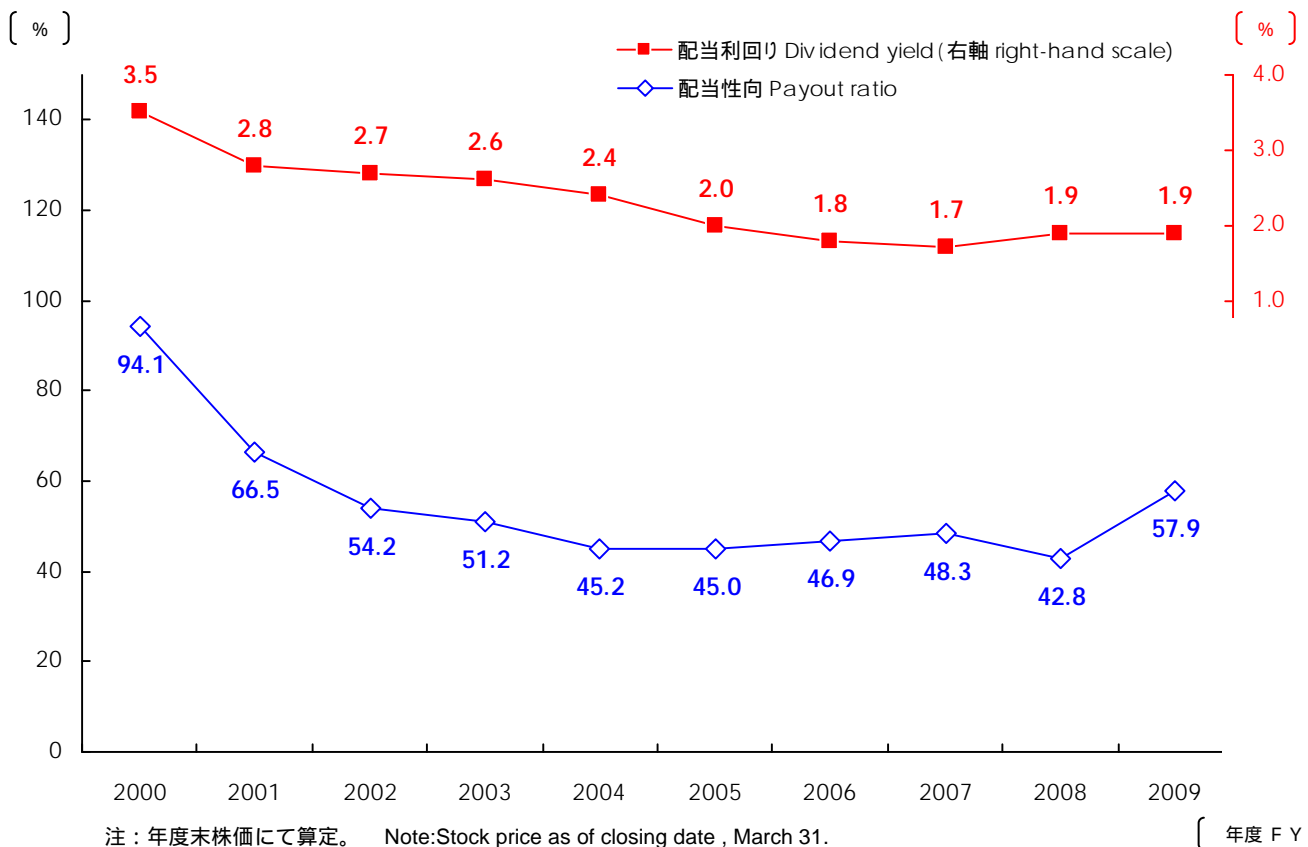
自己株式の取得・活用
Buy-back & Cancellation of Treasury Stock



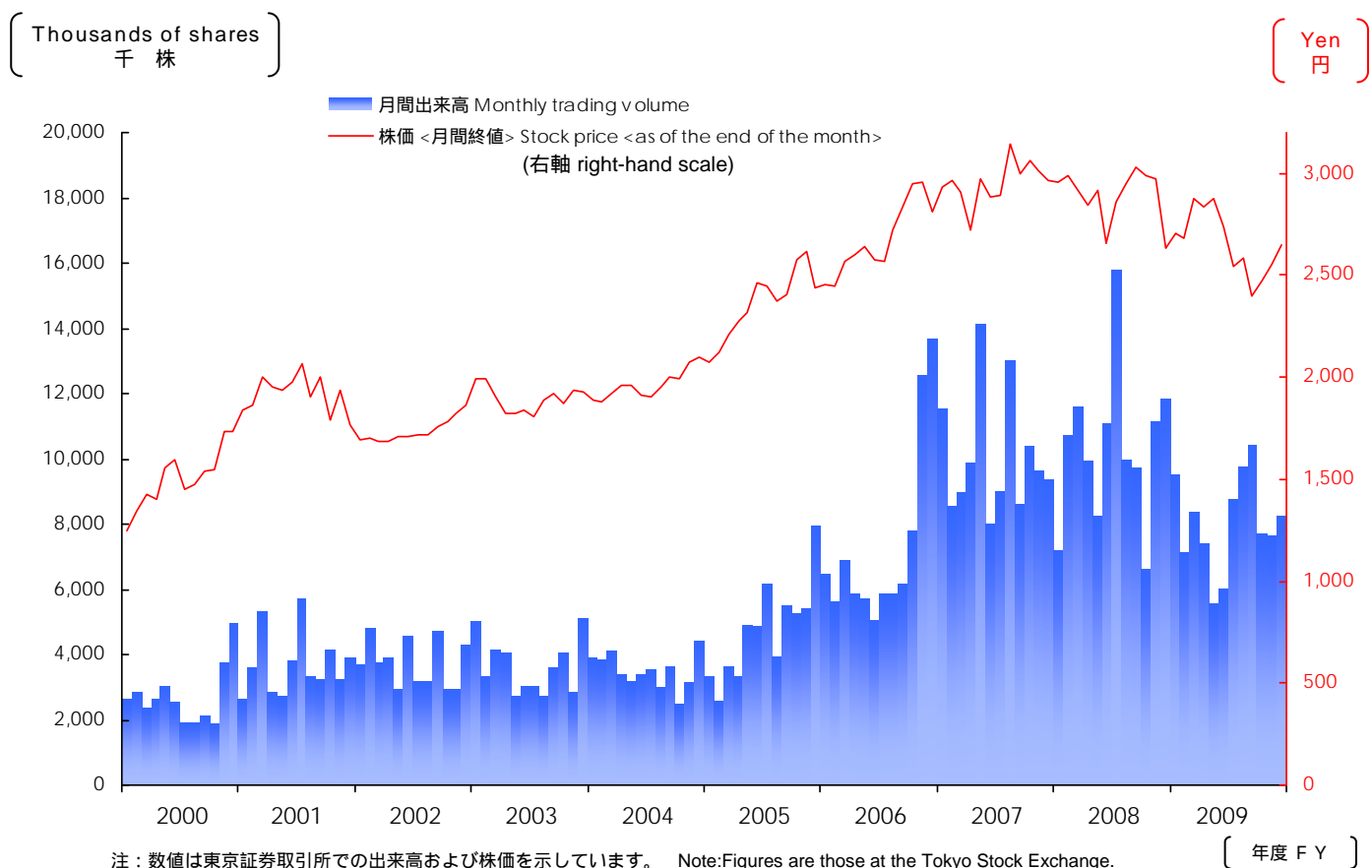
配当総額・自己株式取得額・自己株式消却額
Dividends, Purchase of Treasury Stock & Cancellation of Treasury Stock



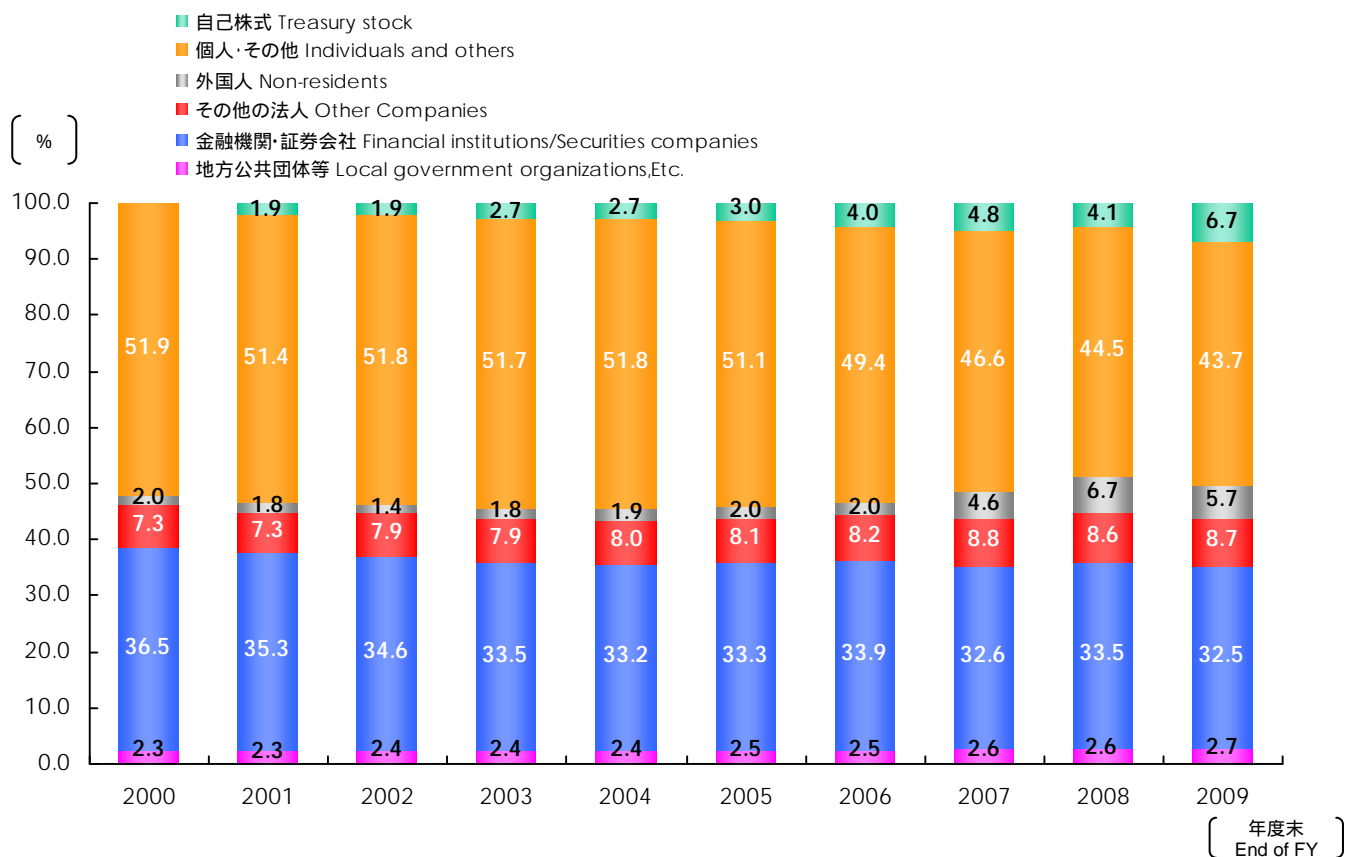
配当性向、配当利回り Payout Ratio & Dividend Yield



株価・出来高 Stock Price & Trading Volume



株式の所有者別分布状況 Composition of Shareholders



資産の部 Assets		百万円 (millions of yen)	
	年度末 End of Fiscal Year	2000	2001
固定資産 Fixed assets		1,487,220	1,419,997
有形及び無形固定資産 Property, plant and equipment		1,283,665	1,221,031
核燃料 Nuclear fuel		92,144	94,972
投資その他の資産 Investments and other assets		111,410	103,993
長期投資 Long-term investments		51,395	43,749
使用済燃料再処理等積立金 Fund for reprocessing of irradiated nuclear fuel		-	-
繰延税金資産 Deferred tax assets		33,353	31,170
その他 Other		26,661	29,072
流動資産 Current assets		101,369	95,187
現金及び預金 Cash and cash equivalents		12,165	8,519
受取手形及び売掛金 Notes and accounts receivable		54,092	55,223
棚卸資産 Inventories, principally fuel, at average cost		22,645	21,210
繰延税金資産 Deferred tax assets		3,567	7,114
その他 Other		8,897	3,119
合 計 Total		1,588,590	1,515,184
負債・純資産の部 Liabilities and net assets		百万円 (millions of yen)	
	年度末 End of Fiscal Year	2000	2001
固定負債 Long-term liabilities		867,131	833,933
社債 Bonds		267,250	277,250
長期借入金 Long-term debt		395,512	343,010
退職給付引当金 Liability for retirement benefits		52,513	52,817
使用済燃料再処理等引当金 Reserve for reprocessing of irradiated nuclear fuel		98,441	104,633
原子力発電施設解体引当金 Reserve for decommissioning of nuclear power generating facilities		46,832	48,898
その他 Other		6,582	7,323
流動負債 Current liabilities		331,193	306,872
1年以内に期限到来の固定負債 Current portion of long-term liabilities		121,425	64,931
短期借入金 Short-term borrowings		58,600	59,800
コマーシャル・ペーパー Commercial paper		49,000	94,000
支払手形及び買掛金 Notes and accounts payable		31,538	28,414
その他 Other		70,629	59,726
濁水準備引当金 Reserve for fluctuations in water level		-	-
負債合計 Total liabilities		1,198,325	1,140,806
株主資本 Shareholders' equity		375,927	363,134
資本金 Common stock		145,551	145,551
資本剰余金 Capital surplus		35,140	35,140
利益剰余金 Retained earnings		195,236	192,771
自己株式 Treasury stock, at cost		1	10,328
評価・換算差額等 Valuation, translation adjustments and others		7,796	4,889
少数株主持分 Minority interests		6,540	6,354
純資産合計 Total net assets		390,265	374,378
合 計 Total		1,588,590	1,515,184

資産の部 Assets

2002	2003	2004	2005	2006	2007	2008	2009
1,364,566	1,325,463	1,278,237	1,371,903	1,341,854	1,321,252	1,299,762	1,286,361
1,156,950	1,118,450	1,065,287	1,011,192	964,866	935,004	904,327	885,617
98,938	106,461	108,780	112,907	112,055	115,026	126,200	131,607
108,677	100,551	104,170	247,802	264,932	271,221	269,234	269,135
40,818	43,552	43,668	51,917	48,098	36,514	34,606	32,014
-	-	-	132,655	124,968	126,918	126,132	125,708
31,826	31,034	33,945	27,759	28,509	31,842	33,049	37,145
36,032	25,965	26,556	35,469	63,355	75,946	75,445	74,267
80,475	80,166	84,881	87,649	93,967	99,522	105,909	96,828
6,314	6,749	6,412	7,584	5,993	5,301	6,166	6,876
52,545	50,677	50,320	46,871	50,794	54,933	51,640	45,349
14,933	12,711	13,893	21,653	23,752	27,658	30,372	25,659
4,160	5,157	8,938	7,944	8,197	6,315	7,293	6,209
2,521	4,870	5,317	3,595	5,229	5,313	10,435	12,733
1,445,041	1,405,629	1,363,119	1,459,552	1,435,821	1,420,775	1,405,671	1,383,190

負債・純資産の部 Liabilities and net assets

2002	2003	2004	2005	2006	2007	2008	2009
792,812	764,087	745,508	768,820	757,706	833,830	844,259	838,728
280,000	300,000	320,000	350,000	300,000	329,939	329,940	319,944
294,354	243,943	202,896	190,758	222,355	257,127	261,747	259,887
50,575	44,355	24,982	25,465	21,483	21,954	21,740	20,971
110,027	119,158	127,327	133,169	147,319	139,228	140,627	140,362
51,971	52,487	54,257	58,305	61,298	71,424	75,246	79,305
5,882	4,142	16,045	11,121	5,249	14,156	14,956	18,255
279,970	261,450	227,490	296,650	286,972	212,956	180,407	184,305
77,688	56,731	68,981	99,744	58,896	44,567	51,642	38,220
57,500	57,500	54,000	54,000	42,000	38,000	21,000	18,000
67,000	71,000	13,000	63,000	110,000	44,000	28,000	52,000
27,018	24,777	30,367	31,148	21,426	33,645	24,577	22,340
50,764	51,441	61,141	48,758	54,650	52,743	55,187	53,745
-	867	3,519	620	938	-	-	-
1,072,782	1,026,405	976,519	1,066,092	1,045,618	1,046,786	1,024,666	1,023,033
367,185	370,077	376,968	377,894	374,265	365,777	374,573	357,383
145,551	145,551	145,551	145,551	145,551	145,551	145,551	145,551
35,198	35,198	35,200	35,204	35,198	35,198	35,198	35,198
195,618	202,813	209,896	214,118	217,868	219,332	223,452	221,059
9,183	13,486	13,680	16,979	24,352	34,305	29,629	44,425
4,044	8,083	8,396	14,301	14,606	8,210	6,430	2,772
1,029	1,064	1,234	1,264	1,330	-	-	-
372,259	379,224	386,599	393,460	390,203	373,988	381,004	360,156
1,445,041	1,405,629	1,363,119	1,459,552	1,435,821	1,420,775	1,405,671	1,383,190

百万円 (millions of yen)	年度 Fiscal Year	2000	2001
営業収益 Operating revenues		613,640	610,730
電気事業営業収益 Electric		554,319	552,189
その他の売上高 Other		59,321	58,541
営業費用 Operating expenses		538,150	540,422
電気事業営業費用 Electric		479,285	478,653
その他の営業費用 Other		58,864	61,769
売上原価 Cost of sales		53,626	56,832
販売費及び一般管理費 Selling,general and administrative expenses		5,238	4,936
営業利益 Operating income		75,489	70,307
営業外収益 Non-operating revenues		960	1,688
受取配当金 Dividends		434	433
受取利息 Interest income		146	116
有価証券売却益 Gains on sales of securities		-	-
持分法による投資利益 Equity in earnings		-	464
その他の営業外収益 Other		379	674
営業外費用 Non-operating expenses		35,828	33,500
支払利息 Interest expense		32,594	28,692
有価証券評価損 Losses on devaluations of investments securities		-	3,783
持分法による投資損失 Equity in loss		386	-
その他の営業外費用 Other		2,846	1,025
経常利益 Ordinary income*		40,622	38,496
湯水準備金引当又は取崩し Provision for (reversal of) reserve for fluctuations in water level		-	-
特別損失 Extraordinary loss		10,964	-
税金等調整前当期純利益 Income before income taxes and minority interests		29,657	38,496
法人税、住民税及び事業税 Income taxes-current		17,437	14,486
法人税等調整額 Income taxes—deferred		6,300	252
少数株主利益又は少数株主損失 Minority interests (losses) in net income		129	174
当期純利益 Net income		18,390	23,932

*Ordinary income:Income before provision for (reversal of) reserve for fluctuations in water level,extraordinary loss, income taxes ,and minority interests (losses) in net income

2002	2003	2004	2005	2006	2007	2008	2009
584,743	561,891	576,263	567,410	579,042	618,106	635,132	545,393
529,531	508,212	522,216	514,653	520,497	550,392	569,464	486,442
55,212	53,679	54,046	52,757	58,545	67,713	65,668	58,951
515,677	501,905	515,450	514,231	518,835	563,831	580,850	502,969
460,566	449,209	459,693	461,799	463,141	499,984	519,930	449,979
55,111	52,696	55,756	52,431	55,693	63,846	60,920	52,990
50,860	47,902	49,509	47,032	48,924	56,694	53,438	45,641
4,250	4,793	6,247	5,399	6,768	7,152	7,481	7,349
69,066	59,986	60,812	53,179	60,207	54,275	54,282	42,424
1,066	1,708	2,321	1,642	3,600	5,104	4,313	4,633
358	474	439	398	479	584	608	584
149	44	43	281	2,399	2,757	3,032	3,102
-	-	1,072	-	4	622	1	-
280	612	529	469	237	437	265	385
278	576	236	493	479	702	404	561
29,632	20,809	18,628	15,127	20,256	15,650	12,085	11,291
27,062	19,864	17,443	14,223	19,424	14,572	11,392	10,236
1,745	-	219	260	323	7	2	38
-	-	-	-	-	-	-	-
824	944	965	643	508	1,069	691	1,016
40,500	40,885	44,506	39,694	43,551	43,729	46,510	35,766
-	867	2,652	2,899	318	938	-	-
-	-	-	-	-	-	-	-
40,500	40,018	41,853	42,593	43,232	44,668	46,510	35,766
11,838	14,689	20,387	10,929	15,958	16,301	18,685	14,658
2,965	2,129	5,513	3,947	1,063	1,935	1,279	970
42	41	78	66	78	-	-	-
25,654	27,417	26,901	27,650	28,259	26,431	29,104	22,079

【連結】キャッシュ・フロー計算書 Consolidated Statements of Cash Flows 22

百万円 (millions of yen) 年度 Fiscal Year	2000	2001
営業活動によるキャッシュフロー Net cash provided by (used in) operating activities	181,334	160,247
税金等調整前当期純利益 Income before income taxes and minority interests	29,657	38,496
減価償却費 Depreciation and amortization	124,613	113,354
核燃料減損額 Amortization of nuclear fuel	11,550	10,189
使用済燃料再処理工程損 Nuclear fuel transferred to reprocessing costs	236	3,220
固定資産除却損 Loss on disposals of property, plant and equipment	5,238	7,131
退職給付引当金の増減額 Provision for (reversal of) liability for retirement benefits	3,938	304
前払年金費用の増減額 Decrease (increase) in prepaid pension cost	-	1,633
確定拠出年金債務の増減額 Increase (decrease) in liabilities for defined contribution pension plan	-	-
使用済燃料再処理等引当金の増減額 Provision for reprocessing of nuclear fuel	8,312	6,191
原子力発電施設解体引当金の増減額 Provision for decommissioning of nuclear power generating facilities	2,503	2,066
使用済燃料再処理等積立金の増加額 Increase in fund for reprocessing of irradiated nuclear fuel	-	-
法人税等の支払額 Income taxes paid	8,757	20,914
その他 Other, net	4,039	1,840
投資活動によるキャッシュフロー Net cash used in investing activities	96,021	78,929
固定資産の取得による支出 Capital expenditures including nuclear fuel	96,245	78,110
固定資産の売却による収入 Proceeds from disposition of property, plant and equipment	278	207
投融資による支出 Increase in investments	2,615	2,288
投融資の回収による収入 Proceeds from investments	2,561	1,261
フリーキャッシュフロー Free cash flows	85,312	81,317
財務活動によるキャッシュフロー Net cash provided by (used in) financing activities	87,569	89,325
社債の発行による収入 Proceeds from issuance of bonds	30,000	50,000
社債の償還による支出 Redemption of bonds	82,500	60,000
長期借入による収入 Proceeds from long-term loans	1,500	3,600
長期借入金返済による支出 Repayment of long-term loans	41,217	92,595
コマーシャルペーパーの増減(純額) Net increase (decrease) in commercial paper	22,000	45,000
配当金の支払額 Dividends paid	14,001	16,655
自己株式取得による支出 Purchase of treasury stock	3,342	19,867
その他 Other, net	7	1,193
現金及び現金同等物の増減額 Net increase (decrease) in cash and cash equivalents	2,257	8,007
現金及び現金同等物の期末残高 Cash and cash equivalents at end of year	16,527	8,519

2002	2003	2004	2005	2006	2007	2008	2009
155,541	142,514	158,299	4,817	125,553	127,140	125,488	126,793
40,500	40,018	41,853	42,593	43,232	44,668	46,510	35,766
105,682	98,714	97,572	89,813	83,936	78,647	74,642	74,376
10,725	10,128	9,136	10,378	8,944	8,931	8,396	8,184
3,453	1,203	519	431	126	0	-	-
4,493	4,702	5,318	5,679	4,746	4,591	4,850	3,246
2,242	6,380	20,232	483	3,982	471	213	768
6,997	1,733	2,118	2,343	12,713	152	5,429	5,631
-	-	16,623	5,763	3,402	6,152	677	700
5,394	9,130	8,169	5,842	14,149	8,091	1,399	265
3,073	515	1,769	4,048	2,993	10,126	3,822	4,058
-	-	-	132,655	7,687	1,949	785	423
11,934	12,272	15,507	23,585	6,194	19,108	16,094	19,834
3,392	1,511	10,957	260	13,971	15,157	3,363	16,674
69,383	68,539	60,667	66,347	70,619	76,549	82,661	82,990
68,111	70,838	60,615	62,070	57,429	67,911	76,577	75,709
292	1,203	698	1,417	360	370	541	426
4,268	1,060	3,378	6,216	13,947	12,246	11,918	13,630
2,704	2,156	2,628	521	396	3,237	5,293	5,922
86,158	73,975	97,631	71,165	54,933	50,590	42,827	43,802
88,364	74,108	98,505	72,337	56,524	51,282	41,961	43,093
80,000	40,000	50,000	50,000	20,000	109,937	39,996	20,000
50,000	47,250	30,000	20,000	70,000	80,000	20,000	40,000
1,500	7,000	19,000	78,000	64,500	57,900	17,500	5,050
64,117	51,479	53,691	59,245	74,364	32,792	26,142	9,865
27,000	4,000	58,000	50,000	47,000	66,000	16,000	24,000
13,320	13,035	12,746	12,508	12,201	11,781	11,476	11,259
13,123	13,340	9,544	13,876	19,451	24,541	8,831	28,009
2,303	3	3,523	32	12,007	4,003	17,006	3,009
2,205	133	874	1,172	1,591	692	865	709
6,314	6,749	6,412	7,584	5,993	5,301	6,166	6,876

資産の部 Assets		百万円 (millions of yen)	
		年度末 End of Fiscal Year	
		2000	2001
固定資産 Fixed assets		1,429,832	1,369,288
電気事業固定資産 Electric utility fixed assets		1,222,136	1,163,106
附帯事業固定資産 Incidental utility fixed assets		2,673	3,541
事業外固定資産 Other fixed assets		567	553
固定資産仮勘定 Construction in progress		9,544	8,858
核燃料 Nuclear fuel		92,144	94,972
投資その他の資産 Investment and other assets		102,767	98,255
長期投資 Long-term investments		48,808	42,229
関係会社長期投資 Investments and advances to subsidiaries and associated companies		30,486	29,757
使用済燃料再処理等積立金 Fund for reprocessing of irradiated nuclear fuel		-	-
繰延税金資産 Deferred tax assets		22,777	23,454
その他 Other		696	2,813
流動資産 Current assets		54,876	58,337
現金及び預金 Cash and cash equivalents		6,368	6,303
売掛金 Notes and accounts receivable		34,606	34,577
貯蔵品 Fuel, materials and supplies, at average cost		8,642	10,378
関係会社短期債権 Receivables from subsidiaries and associated companies		57	164
繰延税金資産 Deferred tax assets		2,819	5,999
その他 Other		2,383	913
合計 Total		1,484,708	1,427,626

負債・純資産の部 Liabilities and net assets		百万円 (millions of yen)	
		年度末 End of Fiscal Year	
		2000	2001
固定負債 Long-term liabilities		829,127	805,592
社債 Bonds		267,250	277,250
長期借入金 Long-term debt		366,377	324,074
退職給付引当金 Liability for retirement benefits		43,958	43,717
使用済燃料再処理等引当金 Reserve for reprocessing of irradiated nuclear fuel		98,441	104,633
原子力発電施設解体引当金 Reserve for decommissioning of nuclear power generating facilities		46,832	48,898
その他 Other		6,269	7,018
流動負債 Current liabilities		295,482	280,869
1年以内に期限到来の固定負債 Current portion of long-term liabilities		113,310	58,170
短期借入金 Short-term borrowings		54,000	56,000
コマーシャル・ペーパー Commercial paper		49,000	94,000
支払手形及び買掛金 Notes and accounts payable		11,672	9,150
その他 Other		67,500	63,548
濁水準備引当金 Reserve for fluctuations in water level		-	-
負債合計 Total liabilities		1,124,610	1,086,462
株主資本 Shareholders' equity		352,402	336,339
資本金 Common stock		145,551	145,551
資本剰余金 Capital surplus		35,140	35,140
利益剰余金 Retained earnings		171,712	165,975
自己株式 Treasury stock, at cost		1	10,328
評価・換算差額等 Valuation, translation adjustments and others		7,696	4,824
純資産合計 Total net assets		360,098	341,163
合計 Total		1,484,708	1,427,626

資産の部 Assets

2002	2003	2004	2005	2006	2007	2008	2009
1,323,231	1,286,093	1,240,572	1,333,390	1,306,541	1,289,364	1,268,826	1,254,444
1,099,167	1,047,390	1,001,327	953,501	905,905	865,055	822,870	818,496
3,172	3,398	5,749	5,977	5,889	5,578	5,156	4,656
583	628	496	466	394	382	375	354
13,196	15,441	10,077	6,304	10,465	24,065	35,182	24,507
98,938	106,461	108,780	112,907	112,055	115,026	126,200	131,607
108,172	112,773	114,141	254,230	271,831	279,255	279,042	274,822
39,474	42,157	41,901	50,083	46,307	34,938	33,044	29,502
35,236	36,703	40,714	42,820	57,196	69,915	75,778	80,012
-	-	-	132,655	124,968	126,918	126,132	125,708
23,282	21,595	21,997	16,415	16,902	20,341	22,748	26,692
10,179	12,317	9,528	12,255	26,456	27,142	21,338	12,906
57,128	56,094	64,865	71,053	73,883	75,030	78,659	65,791
5,181	5,553	5,474	6,141	4,696	4,480	5,410	6,023
33,736	30,924	32,881	30,852	33,966	35,731	35,056	29,261
9,329	7,946	8,027	13,301	13,842	17,316	19,156	14,966
3,943	5,355	8,079	12,430	11,798	8,788	8,389	5,922
3,175	3,638	6,978	6,223	6,205	4,228	4,787	4,072
1,763	2,675	3,423	2,104	3,373	4,484	5,859	5,546
1,380,360	1,342,188	1,305,437	1,404,443	1,380,425	1,364,394	1,347,486	1,320,236

負債・純資産の部 Liabilities and net assets

2002	2003	2004	2005	2006	2007	2008	2009
768,555	741,737	723,701	748,959	741,667	818,068	827,928	821,252
280,000	300,000	320,000	350,000	300,000	329,939	329,940	319,944
279,892	232,820	193,773	183,653	217,187	251,669	257,527	256,508
41,207	33,826	13,045	13,577	13,118	13,372	13,233	12,293
110,027	119,158	127,327	133,169	147,319	139,228	140,627	140,362
51,971	52,487	54,257	58,305	61,298	71,424	75,246	79,305
5,456	3,444	15,297	10,251	2,743	12,433	11,352	12,836
268,071	252,919	225,534	295,142	283,909	205,650	174,006	177,128
73,214	53,250	66,721	97,725	56,250	42,243	49,388	36,494
57,500	57,500	54,000	54,000	42,000	38,000	21,000	18,000
67,000	71,000	13,000	63,000	110,000	44,000	28,000	52,000
10,781	8,266	15,807	17,469	9,496	19,135	12,299	9,138
59,574	62,902	76,005	62,948	66,162	62,271	63,318	61,495
-	867	3,519	620	938	-	-	-
1,036,627	995,523	952,755	1,044,722	1,026,515	1,023,718	1,001,935	998,380
339,774	338,722	344,500	345,808	339,895	332,667	339,142	319,078
145,551	145,551	145,551	145,551	145,551	145,551	145,551	145,551
35,198	35,198	35,200	35,204	35,198	35,198	35,198	35,198
167,794	170,992	176,927	181,421	182,875	183,012	184,810	179,542
8,770	13,019	13,179	16,368	23,730	31,094	26,417	41,213
3,959	7,941	8,181	13,912	14,014	8,008	6,408	2,777
343,733	346,664	352,682	359,721	353,909	340,676	345,551	321,855
1,380,360	1,342,188	1,305,437	1,404,443	1,380,425	1,364,394	1,347,486	1,320,236

百万円 (millions of yen)	年度 Fiscal Year	2000	2001
営業収益 Operating revenues		556,746	555,046
営業費用 Operating expenses		485,014	484,163
人件費 personnel expenses		64,236	70,501
燃料費 Fuel		61,622	53,430
購入電力料 Purchased power		41,298	50,222
減価償却費 Depreciation		116,041	104,642
修繕費 Maintenance		63,757	64,532
公租公課 Taxes other than income taxes		33,797	33,705
使用済燃料再処理等費 Reprocessing costs of irradiated nuclear fuel		8,901	9,789
原子力発電施設解体費 Decommissioning costs of nuclear power generating facilities		2,503	2,066
特定放射性廃棄物処分費 Disposal cost of high-level radioactive waste		4,715	3,208
その他の営業費用(附帯事業費用含) Other		88,144	92,064
営業利益 Operating income		71,732	70,882
営業外収益 Non-operating revenues		783	1,225
営業外費用 Non-operating expenses		34,248	31,753
支払利息 Interest expense		31,518	27,508
有価証券評価損 Losses on devaluations of investments securities		-	3,727
その他の営業外費用 Other		2,730	518
経常利益 Ordinary income*		38,267	40,353
濁水準備金引当又は取崩し Provision for (reversal of) reserve for fluctuations in water level		-	-
特別損失 Extraordinary loss		10,365	8,153
税金等調整前当期純利益 Income before income taxes		27,901	32,199
法人税、住民税及び事業税 Income taxes-current		15,722	13,854
法人税等調整額 Income taxes-deferred		5,673	2,240
当期純利益 Net income		17,853	20,586

*Ordinary income: Income before provision for (reversal of) reserve for fluctuations in water level, extraordinary loss, income taxes, in net income

2002	2003	2004	2005	2006	2007	2008	2009
532,648	511,984	527,462	520,146	526,111	556,733	575,606	492,700
465,937	455,097	466,402	468,008	469,817	507,093	526,995	456,954
74,728	78,543	67,822	55,922	47,251	59,333	65,477	65,465
53,780	45,791	66,336	74,979	80,358	108,217	111,791	65,010
45,399	49,059	52,781	61,465	59,568	61,810	76,971	61,951
95,794	88,654	84,890	81,231	75,216	70,249	66,837	66,583
63,597	59,718	63,419	56,175	62,560	60,457	64,279	64,084
33,646	33,138	32,894	32,267	32,111	31,660	30,755	30,553
9,065	10,363	8,771	16,191	25,988	18,426	14,546	12,280
3,073	515	1,769	4,048	2,993	10,126	3,822	4,058
3,325	3,087	3,182	3,227	3,367	3,899	3,625	4,139
83,526	86,224	84,531	82,499	80,401	82,911	88,887	82,827
66,710	56,887	61,060	52,137	56,294	49,639	48,611	35,745
810	979	2,136	1,645	3,774	5,139	5,160	5,131
28,974	19,987	17,833	14,678	19,841	15,150	11,818	10,704
26,501	19,457	17,142	13,994	19,294	14,504	11,349	10,157
1,686	-	217	260	149	4	-	38
786	530	473	423	397	641	468	508
38,545	37,879	45,364	39,104	40,277	39,628	41,953	30,173
-	867	2,652	2,899	318	938	-	-
-	-	-	-	-	-	-	-
38,545	37,011	42,711	42,003	39,909	40,567	41,953	30,173
10,458	12,583	18,399	11,078	14,576	14,398	17,184	12,101
3,482	1,016	3,876	3,112	526	1,917	2,066	1,185
24,604	25,445	28,188	27,812	25,859	24,251	26,836	19,257

百万円 (millions of yen)

	会社名 Name of Company	資本金 Capital	議決権の所有割合 Ownership Ratio
電気事業 Electric Utility	土佐発電(株) TOSA POWER Inc.	2,755	35.0%
情報通信 IT/Communication	(株)S T Net STNet, Incorporated	10,000	100.0%
	(株)ケーブルメディア四国 Cable Media Shikoku Company, Incorporated	2,000	70.0%(19.5%) 【 2】
	ケーブルテレビ徳島(株) Cable Television Tokushima, Incorporated	499	75.6%
製造 Manufacturing	四国計測工業(株) SHIKOKU INSTRUMENTATION CO., LTD.	480	100.0%
	テクノ・サクセス(株) Techno-Success Company, Incorporated	50	41.0%(23.0%)
	四変テック(株) SHIHEN TECHNICAL CORPORATION	318	15.7%
	エコ・テック(株) Eco-Tech Company, Incorporated	10	47.4%(47.4%)
建設 Construction	四電エンジニアリング(株) Yonden Engineering Company, Incorporated	360	100.0%
	(株)四電技術コンサルタント Yonden Consultants Company, Incorporated	50	100.0%
	(株)四電工 YONDENKO CORPORATION	3,451	32.5%
研究開発 R&D	(株)四国総合研究所 Shikoku Research Institute Incorporated	100	100.0%
不動産 Real Estate エネルギー Energy サービス Services その他 Others	四電ビジネス(株) Yonden Business Company, Incorporated	300	100.0%
	四電エナジーサービス(株) Yonden Energy Service Company, Limited	50	100.0%
	(株)よんでんライフケア Yonden Life Care Company, Incorporated	40	100.0%(100.0%)
	四国航空(株) SHIKOKU AIR SERVICE CO., LTD.	60	50.0%
	伊方サービス(株) Ikata Service Company, Incorporated	20	90.0%(40.0%)
	四国電力豪州植林(株) Yonden Afforestation Australia Pty. Ltd.	5.5 【 1】	100.0%
	(株)よんでんメディアワークス Yonden Media Works Company, Incorporated	20	70.0%
	坂出LNG(株) Sakaide LNG Company, Incorporated	450	70.0%
	橘火力港湾サービス(株) Tachibana Thermal Power Port Service Company, Limited	50	50.0%(50.0%)
	三崎ウィンド・パワー(株) MISAKI WIND POWER CO., Ltd.	30	40.0%
	(株)大川原ウインドファーム Okawara Windfarm Corporation	10	35.0%(35.0%)
	穎娃(えい)風力発電(株) Ei Wind Power Company, Incorporated	10	100%(100.0%)
	(株)宇多津給食サービス Utazu Kyushoku Service Co., Ltd.	20	30.0%(10.0%)
	(株)徳島市高PFIサービス Tokushimaichiko PFI service Co., Ltd.	50	15.0%(15.0%)

【 1】単位は100万オーストラリアドル 【 1】in millions A\$

【 2】かっこ内は間接所有割合を内数で示しています。 【 2】Figures in parentheses mean indirect ownership ratio.

設立 Year of foundation	主 な 事 業 内 容 Principal Business	
2003	電力の卸供給 Electricity supply business	
1984	F T T H等の電気通信サービス、情報システムサービス Telecommunication services (FTTH,Etc) and information system services	
1995	有線テレビ放送、電気通信 Cable TV broadcasting and telecommunication businesses	
1987〔4〕	有線テレビ放送、電気通信 Cable TV broadcasting and telecommunication businesses	
1951	自動計測器・情報伝送装置等の製造販売 Manufacture and sales of automatic gauging control, information transmission system, etc	
1990	送配電機器の製造販売 Manufacture and sales of transmission and distribution equipment	
1946	変圧器等電気機器の製造販売 Manufacture and sales of transformer and other electric equipment	
1992	環境保護素材の開発・製造・販売 Development manufacture and sales of materials for environment preservation	
1970	電力関連設備工事の調査・設計・施工 Study,designing,engineering and maintenance of electricity related facilities	
1982	土木建築工事の設計・施工、工事監理 planning and designing of civil works and construction,and supervision of engineering works	
1963	電力関連設備の工事 Engineering works for power supply facilities	
1987	電気事業等に関連する技術の研究開発 research and development on technologies related to electric utility business and other	
1961	不動産業、広告業、サービス事業 Real estate , planning and production of advertisements,and office related services	
1971	電気温水器・空調機器の販売・エンジニアリング Sales and engineering of electric hot water heaters and air-conditioning systems	
2002	高齢者向け介護施設の運営 Operation of charged nursing facilities for the aged	
1956	航空業、旅行代理店業 General aviation using aircraft and helicopter,and tourist agency	
1995	地域開発、伊方発電所の管理サービス Local community development and management services of Ikata Power Station	
2000	豪州での植林事業 Plantation business in Australia	
2001	ビデオ制作等メディア関連業務 Video production and other related services	
2004	LNG基地の建設・運営、LNGの貯蔵・払出し等 The construction and operation of LNG fuel bases; the storage and delivery of LNG	
1998	橘湾発電所用石炭に関する港湾サービス Harbor unloading of coals imported from overseas to use at Tachibana-wan Power Station	
2004	風力発電 Wind power generation business	
2006	風力発電 Wind power generation business	
2006	風力発電 Wind power generation business	
2006	学校給食施設の運営管理等 General maintenance, servicing and management of school catering facility	
2007	徳島市立高校の校舎整備、維持管理等 Facilities and maintenance of Tokushima Municipal High School	

：連結決算対象会社を示します。（このうち、四電工は持分法適用会社）

：covered by consolidated financial statements (YONDENKO CORPORATION is accounted for by equity method.)